






	First Year	Second Year	Third Year	Fourth Year	
Exploration 	Examine your interests, skills, values, and personality. Assessments are available through the Career & Student Employment Center (CSE) . A great place to start is the FOCUS-2 survey which can be administered online and discussed during an individual appointment with CSE; access code: mocs.	Discover the broad set of options available to you by completing the My Next Move Interest Profiler . This resource can help you identify your interests and how they relate to the world of work. A related tool you may want to check out is O*NET . There you will find detailed descriptions of occupations related to your interests and abilities.	Your third year should be dedicated to growing your professional network and knowledge base. Begin to have conversations with your faculty about appropriate professional associations and scientific literature to join or follow. Now is the time to be planning for internships and graduate school applications.	Building on a sound formation, you will arrive in your senior year prepared to launch a job search. Job seeking involves identifying your unique mix of abilities & experiences and relying on a broad network of contacts for leads. A successful job search relies on effort and organization. Develop a datasheet from the openings that interest you.	Sample Professional Organizations American Anthropological Association http://www.americananthro.org/ American Association of Physical Anthropologists http://physanth.org/ Society for American Archaeology http://saa.org/ Southern Anthropological Association http://southernanthro.org/ Society for Linguistic Anthropology http://linguisticanthropology.org/
Academic Milestones 	Complete 2-3 Introductory level anthropology courses (ANTH 1100, ANTH 1200, ANTH 1300, ANTH 1400). Complete appropriate general education classes. Students should consult the Undergraduate Catalog for general education courses, program requirements, and course pre-and/or co-requisites. Complete two semesters of a foreign language. Consider where in the world you would like to work or continue future study.	Complete three required introductory level ANTH courses, complete two 2000 level ANTH courses. Complete appropriate general education classes and especially the GE Statistics requirement (recommend SOC 2500 Social Statistics). Make sure General Education requirements include Rhetoric and Writing; Mathematics and Statistics; Natural Sciences; Behavioral and Social Sciences; The Fine Arts and Humanities; and Non-Western Culture. Take two more semesters of your foreign language to complete the BA language requirement.	Complete 3000 level Anthropology electives, complete Anthropological Theory ANTH 3210. Complete any outstanding General Education requirements. Apply problem-solving methods and exercise judgment for course sequencing to successfully meet degree requirements. Establish and maintain a professional relationship with your academic advisor. Complete lab requirement: (ANTH 3130 Media and Communication (Fall) or ANTH 3350 Archaeological Field Methods in	Begin the two course final capstone sequence in the Fall with Ethnographic Methods ANTH 3100) and complete this in the Spring with Research Seminar (ANTH 4140). Complete any outstanding 3000 level ANTH electives. Apply to graduate by October 15. Complete Senior Exit Exam in February.	
Connections 	Consider joining a student club in your major (http://www.utc.edu/social-cultural-justice-studies/). Check out Student Development opportunities (website link). Schedule an appointment with a Criminal Justice faculty member to discuss your major and occupations.	Plan involvement in Student Organizations on campus emphasizing quality (depth) rather than quantity (breadth) of engagement. Seek out volunteer opportunities in the Chattanooga area to add valuable depth to your resume and showcase your civic pride. Explore research opportunities in your department. Apply for a Provost Student Research Award..	Determine and join appropriate professional organization (e.g. American Anthropological Association, Southern Anthropological Society, UTC Gamma Chapter of Lambda Alpha Honor Society). Network with Department and UTC alumni. Discuss with your Department Head or Faculty Advisor the possibility of doing an internship or individual studies.	4 th year Submit a proposal for Research Dialogues to showcase your research and presentation skills. Submit a proposal to present at a regional sociological conference.	
Readiness 	Schedule an appointment with Career & Student Employment (CSE) found in University Center 315 to become familiar with available resources and services. Identify at least four skills employers want and plan how you will acquire these skills before graduation. There's no substitute for experience, attend the Part-Time Job Fair in late August.	Write your first professional resume . Create a "Career Information" file on your computer where you keep notes on helpful job search websites, names & contact information of potential mentors or employers, and job search activities. Put together an interview outfit building out from a conservative core-you can spend a lot, but you don't have to.	Prepare to meet professionals in your field through MOC interview programs with Career & Student Employment (CSE) . Attend larger programs like Fall & Spring Career Days, Health Careers Fair, and the Law, Medical, and Graduate School Fairs. Focus on your communication skills; specifically, ways to present research and methodologies in common language.	Early in your senior year, begin contacting organizations and associations in your interest area for informational interviews, potential mentors, and shadowing opportunities. Stay engaged with Career & Student Employment (CSE) to learn about information sessions, network events, and on-campus interview opportunities.	
Achievement 	By the end of your first year, you should have earned 30 credits, declared a major you have investigated thoroughly, and met with your Freshman Advisor at least twice .	By the end of your second year, you should have earned 30 more credits (60 total), ensured that you have planned out the next four semesters to ensure an on-time graduation, and met with your Advisor at least three times .	By the end of your third year, you should have earned 30 more credits (90 total), stayed on track for an on-time graduation, and began your minor and/or internship planning. If you are unable to obtain an internship, be purposeful about how you spend your time between semesters; you can learn a lot through a summer job in	By the end of your fourth year, you should have earned 30 more credits (120 total) and graduated-CONGRATS! Be sure to share the job offers and/or graduate school admissions you receive AND the one you accept with CSE and your Department. Join the Alumni Association and look for opportunities to introduce other MOCS to your employer.	