

Know More About Your Campus

2023-24 Survey Analysis

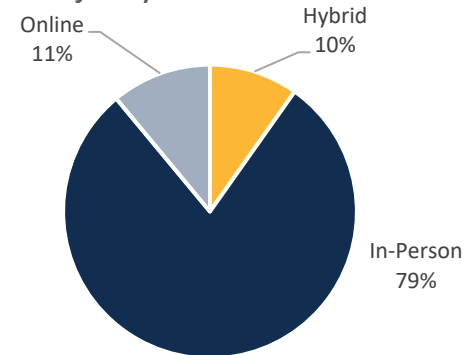
3/25/2024



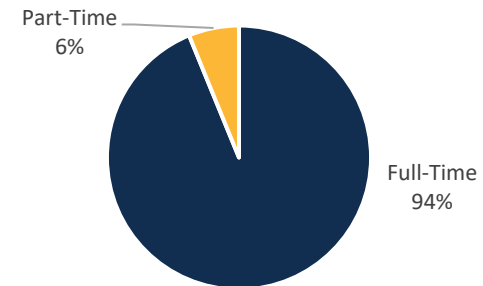
Respondent Demographics

- The *Know More About Your Campus Survey* was distributed to all students who attended UTC in Fall 2023 and returned in the Spring 2024 term.
- Almost 90% of respondents were undergraduate students.
- More than two-thirds of graduate respondents were pursuing a master's degree.
- Psychology majors made up the largest respondent group at 8% followed by students whose majors were housed in the Biology, Geology, and Environmental Sciences department (6%).
- Nearly four out of five respondents take most of their classes in-person.
- Slightly more than one-third of respondents lived in a residence hall. At home with family was the second most likely place for students to live at 28%.
- Full-time students made up a higher percentage of the respondents (94%) than they did the overall student body in Fall 2023 (86%).
- Approximately one-quarter of respondents were first generation college students.
- Nearly half of respondents reported that they do not participate in any student organizations such as sports teams, fraternities, or sororities.

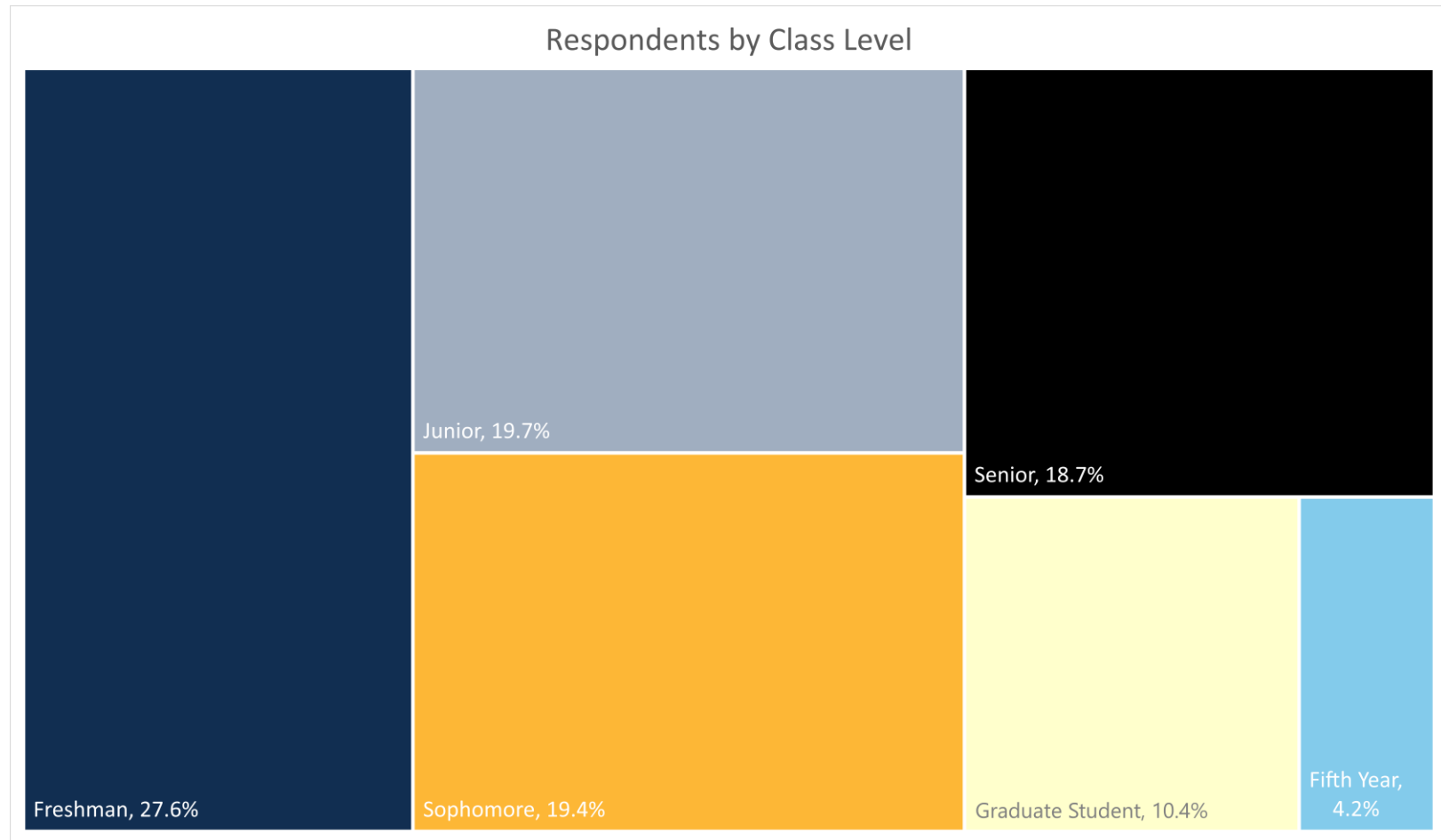
How Survey Respondents Take the Majority of their Classes



Survey Respondent Enrollment Status

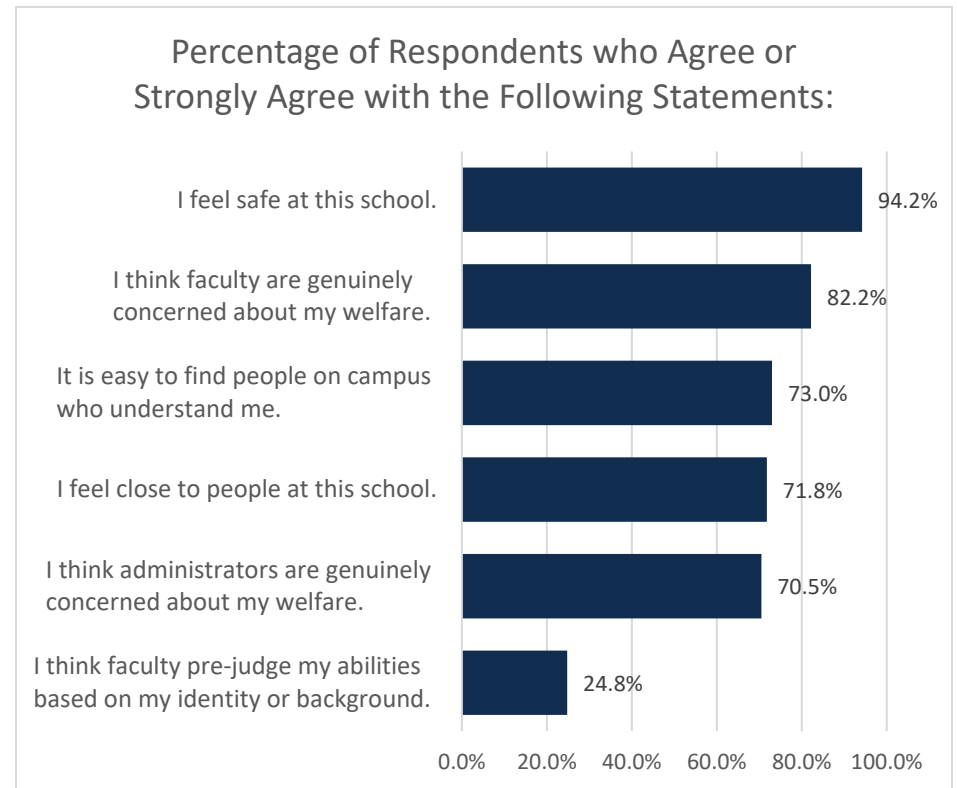


Demographics Contd.



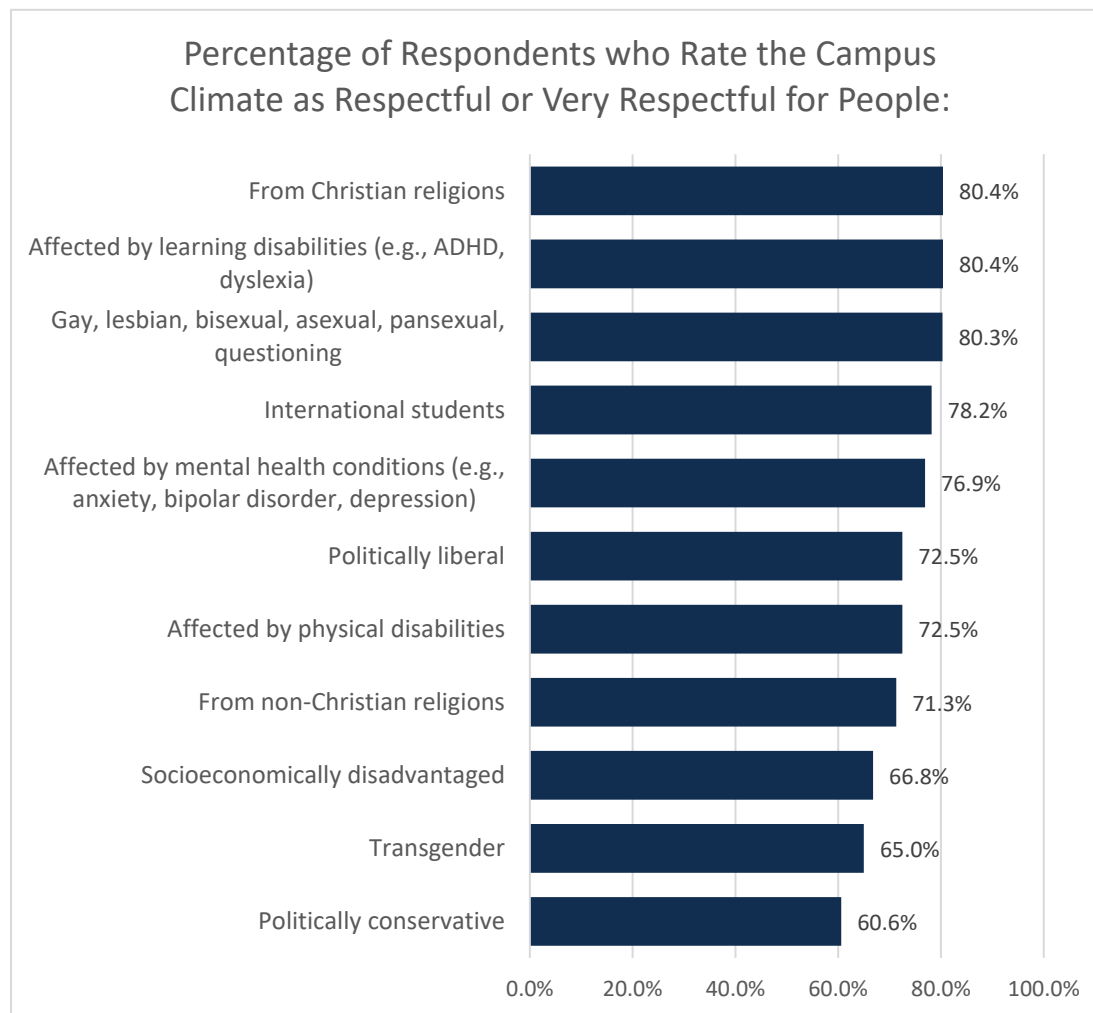
Student Perceptions of Campus Environment

- The majority of respondents feel safe at this school (94.2%) and think that faculty are genuinely concerned about their welfare (82.2%).
- Both of these ratings are higher than the prior year: feeling safe was 91% compared to 94% while faculty concern also increased three percentage points.
- Additionally, the percentage of students who think faculty pre-judge ability based on the student's identity has decreased from the prior year (24.8% vs 32%).



Student Perceptions of Campus Environment Contd.

- For all groups, greater than 60% of respondents rated the campus climate as respectful or very respectful.
- More than 75% indicated a respectful climate for those affected by mental health conditions- which is an area often stigmatized.



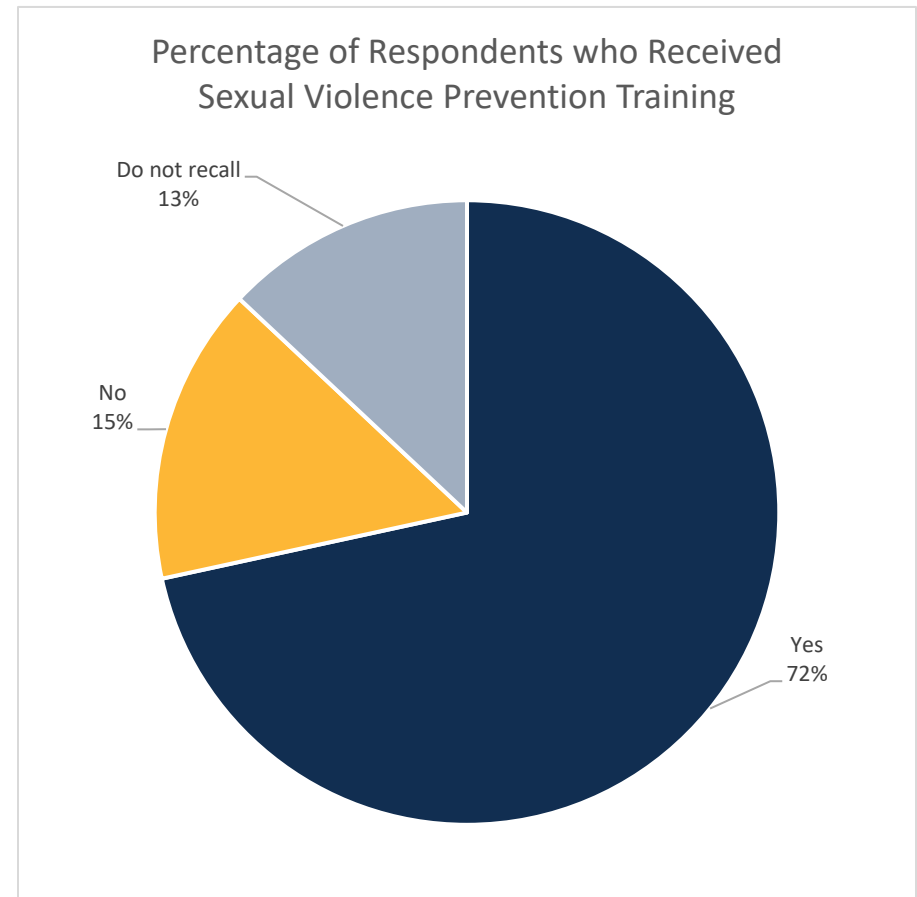
Student Perceptions of Campus Environment Contd.

- Out of 1,135 respondents, 230 (20%) were considering leaving UTC.
- Respondents were allowed to provide multiple reasons for wanting to leave. The rationale cited by the most students was mental health challenges (45%) followed by wanting to transfer to a different college or university (32%).
- The percentage of students considering leaving UTC is lower this year than the prior year (20% vs 25%).
- The top reason for considering leaving UTC remained the same (mental health), however last year the second most cited reason was students didn't feel welcomed.



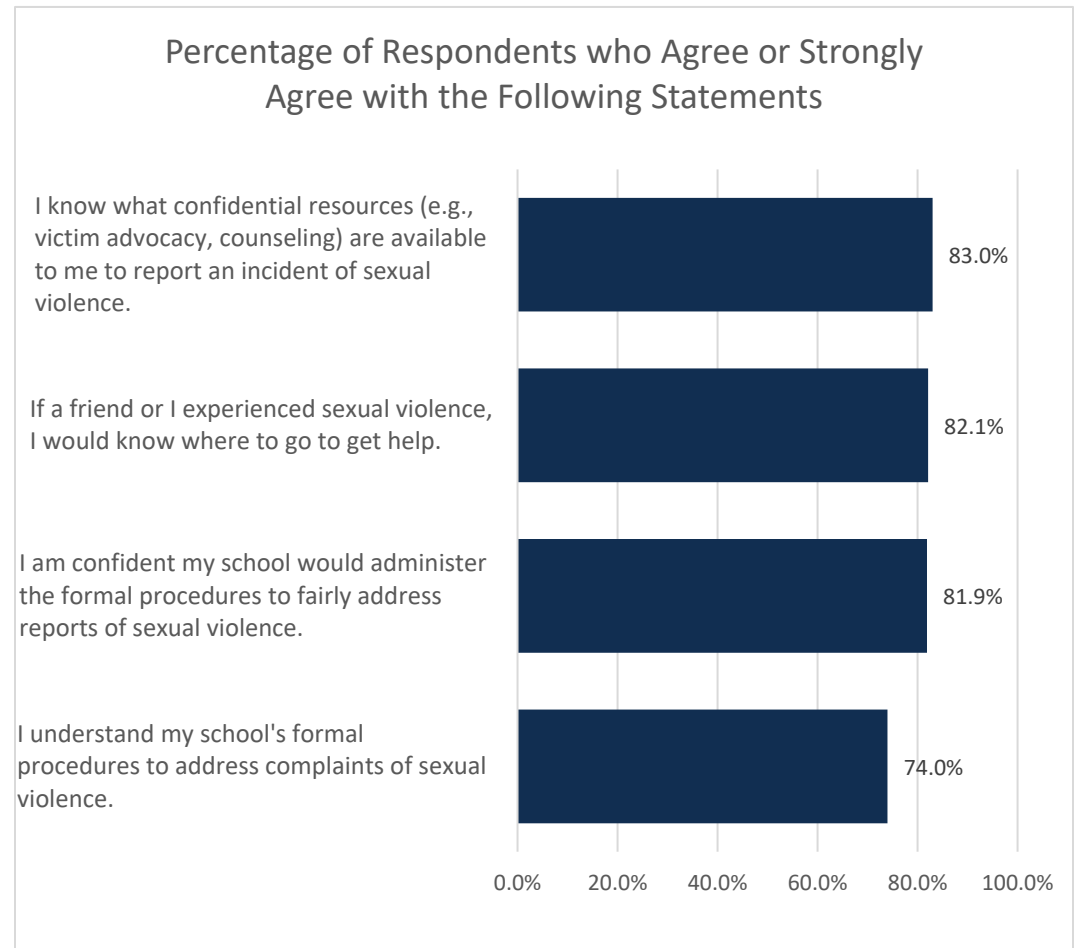
Sexual Violence Prevention

- Nearly three-quarters of respondents reported that they have received information or training since the beginning of the Fall 2023 term on the following:
 - Understanding the definition of sexual violence.
 - Reporting an incident of sexual violence.
 - UTC's procedures for investigating an incident of sexual violence.
 - Accessing sexual violence resources.
 - Sexual violence prevention strategies.
 - Bystander intervention skills.
- The number of students receiving sexual violence prevention training has increased seven percentage points over the prior year.
- Students were most likely to receive information or training on sexual violence prevention at new student orientation (46% of respondents).
- Approximately two-thirds of respondents found the training useful or very useful for learning how to report an incident of sexual violence.
- Eighty-seven percent of respondents agree or strongly agree that UTC takes reported incidents of sexual violence seriously, up from 81% the previous year.



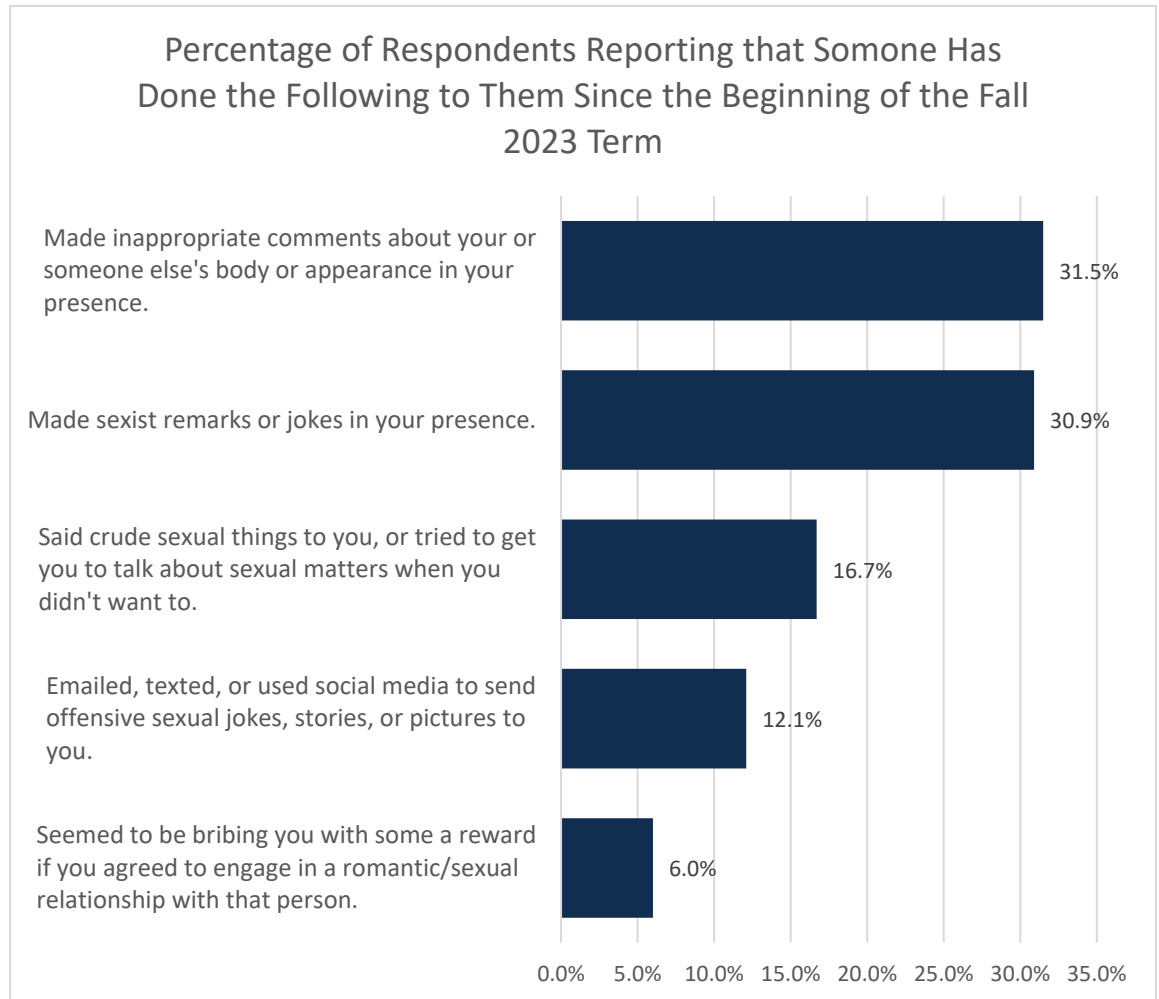
Sexual Violence Prevention Contd.

- Eighty-three percent of student know about resources to report incidence of sexual violence, which is up from 78% the prior year.
- While still a greater number of students understand formal procedures to address complaints of sexual violence, there is still work to be done in this area.



Sexual Harassment

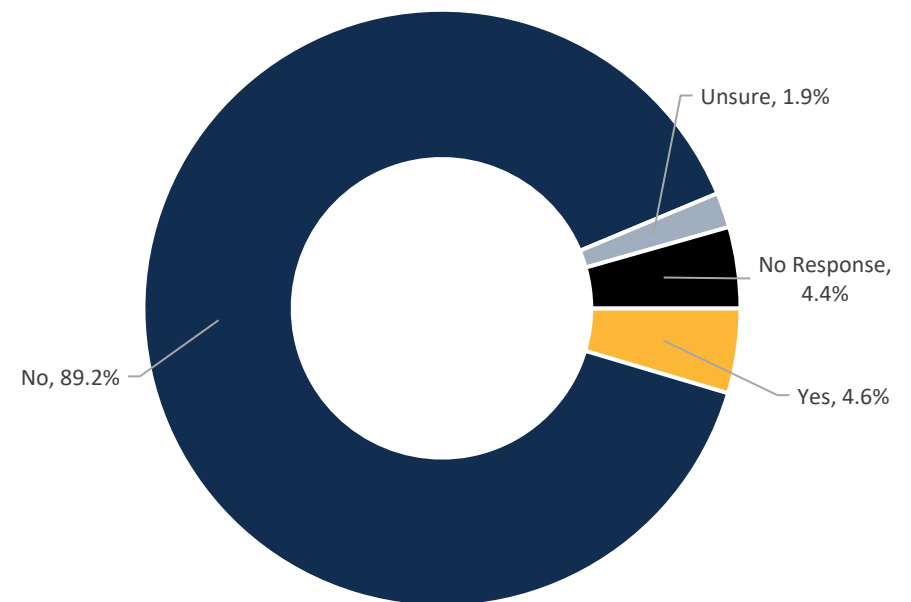
- Each of the harassment types listed have slightly increased in prevalence over the last year.
- The most common type of harassment was inappropriate comments about body or appearance.
- Almost 32% of students reported that inappropriate comments were made about their or someone else's body compared to 30% last year.



Sexual Violence Experiences

- Since the beginning of the Fall 2023 term, 52 students reporting having experienced unwanted sexual contact.
- This most commonly involved involuntary fondling, kissing, or rubbing of the respondent's private areas or forced removal of the respondent's clothing.
- Among those reporting unwanted sexual contact:
 - Nearly one-third said that the perpetrator was drunk.
 - More than 50% said that the perpetrator attempted to take advantage of them while they were incapacitated.
 - Two-thirds said that the perpetrator caught them off guard or ignored their non-verbal cues or looks.
 - The perpetrator was most likely a UTC student with whom they had no prior relationship.
 - The incident most likely happened in an on-campus residence hall, apartment, or house.
 - They were most likely to report the incident to a roommate, friend, or classmate.
 - Seventeen percent used UTC's formal procedures to report and resolve the incident.

Percentage of Respondents who Have Reported Experiencing Unwanted Sexual Contact Since the Beginning of the Fall 2023 Term



Intimate Partner Violence

- Twenty-one respondents (1.9%) reported having experienced violence from a casual, steady, or serious dating or intimate partner since the beginning of the Fall 2023 term.
- More than half felt either extremely or somewhat unsafe because of what happened.
- Five were injured in the incident, but only one sought medical attention.
- Only one sought support services or contacted a hotline because of the incident.

Percentage of Respondents Experiencing Intimate Partner Violence

