

OUR STUDENTS

11,775
Total Students

10,202
Undergraduate Students

1,573
Graduate Students

First-Time, Full-Time Freshman

2,473
5.0% increase from 2023

New Transfer Students

700
-5.4% increase from 2023

New Graduate Students

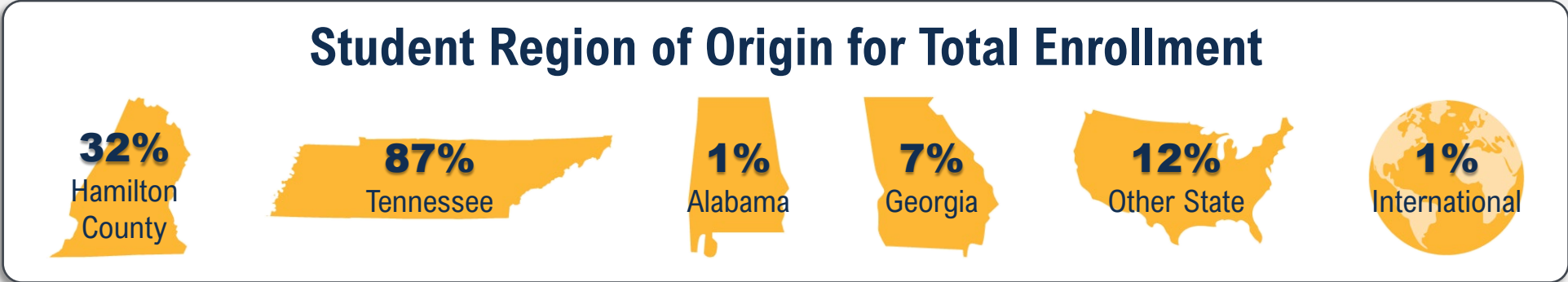
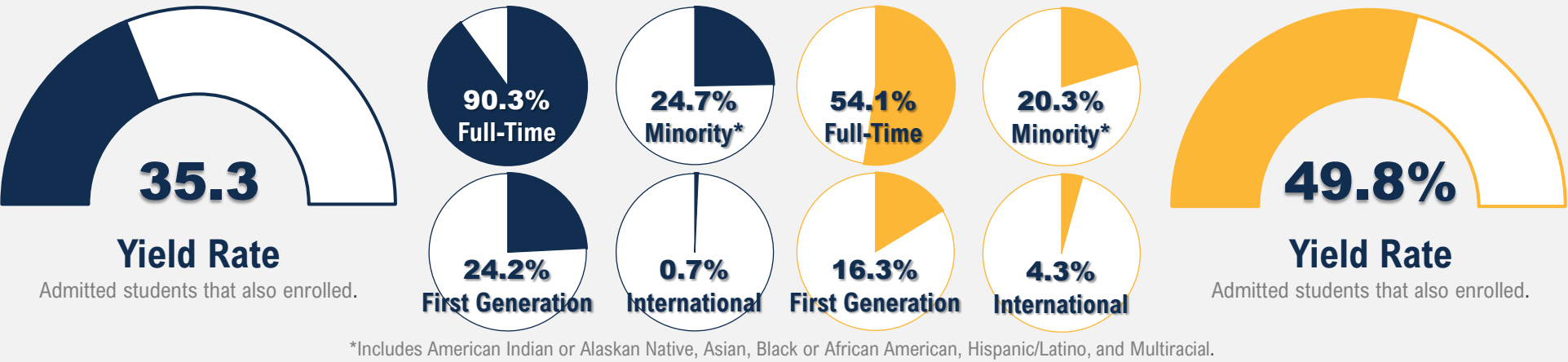
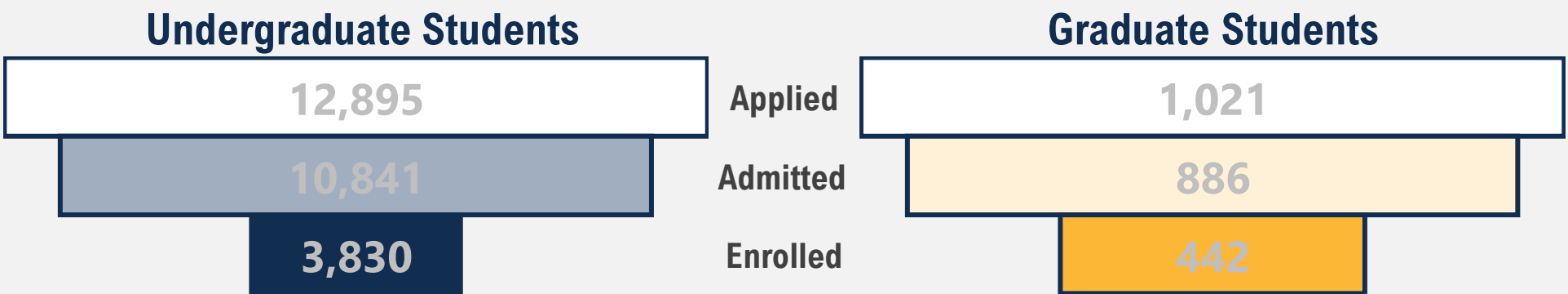
442
15.1% increase from 2023

23.1

Mean Enhanced ACT Composite

3.60

Median Incoming High School GPA



OUR INSTITUTION

922 Full-Time

339 Part-Time

Staff

576 Full-Time

258 Part-Time

Instructional Faculty

237

Graduate Assistants

3

Research Faculty

25

Library Faculty

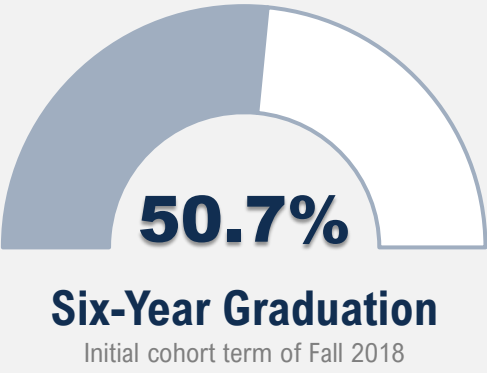
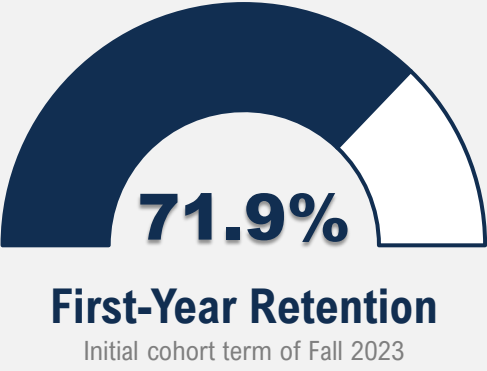
56% Female

44% Male

26% Minority*

*Includes American Indian or Alaskan Native, Asian, Black or African American, Hispanic/Latino, and Multiracial.

\$241,202,804
FY 2023 Expenses



Tuition Type	Undergraduate	Graduate
In-State	\$5,224	\$5,555
Out-of-State	\$9,256	\$9,256
Online & Distance In-State	\$5,056	\$5,219
Online & Distance Out-of-State	\$5,368	\$5,642
International	\$13,256	\$13,587

Level	Programs Offered	Concentrations Offered	Degrees 2023-2024
Baccalaureate	48	117	2,146
Master	23	49	387
Education Specialist	1	3	21
Doctorate	6	9	78
Certificates*	32	-	13
Total	101	174	2,646

*Offered includes undergraduate and graduate certificates, degrees includes only graduate level.

\$252,483,722
FY 2023 Revenue

