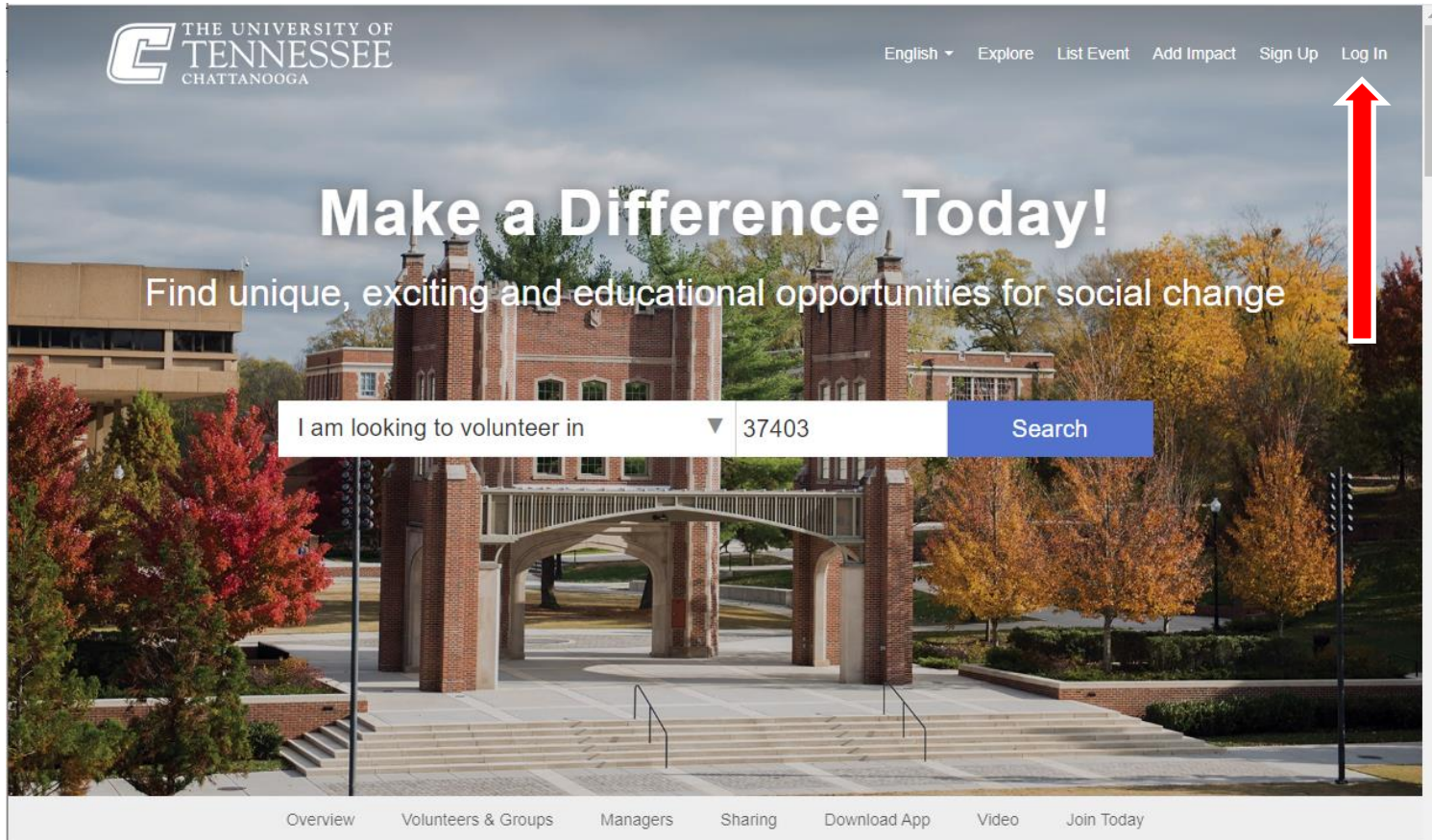
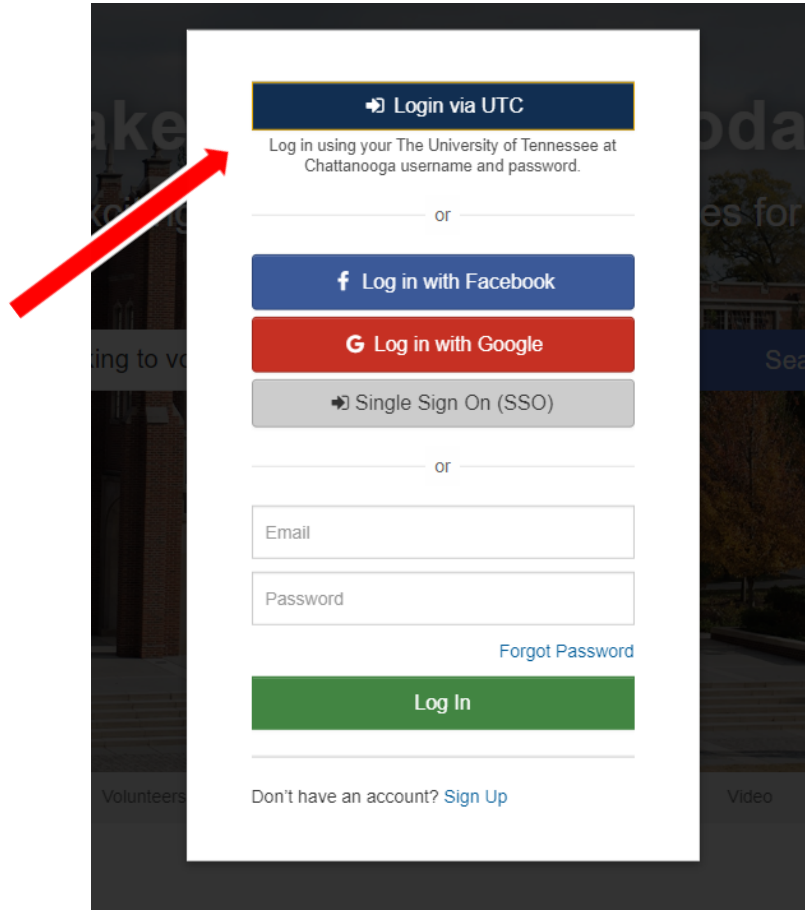


Go to UTC's Give Pulse page, then *Log In*
<https://utc.givepulse.com>



The screenshot shows the homepage of the UTC Give Pulse website. At the top left is the UTC logo and name. On the right side of the top navigation bar are links for "English", "Explore", "List Event", "Add Impact", "Sign Up", and "Log In". A red arrow points to the "Log In" link. The main content area features a large background image of a university building with a bridge. Overlaid on this image is the text "Make a Difference Today!" and "Find unique, exciting and educational opportunities for social change". Below this is a search bar with the text "I am looking to volunteer in" and a dropdown menu showing "37403", followed by a "Search" button. At the bottom of the page is a navigation menu with links for "Overview", "Volunteers & Groups", "Managers", "Sharing", "Download App", "Video", and "Join Today".

Select *Login via UTC* and use your UTC credentials



The image shows a login interface with several options. A red arrow points to the 'Login via UTC' button, which is highlighted with a yellow border. Below it, there is a text prompt: 'Log in using your The University of Tennessee at Chattanooga username and password.' This is followed by an 'or' separator. Below the separator are four buttons: 'Log in with Facebook' (blue), 'Log in with Google' (red), and 'Single Sign On (SSO)' (grey). Another 'or' separator follows. Below the separator are two input fields: 'Email' and 'Password'. To the right of the 'Password' field is a link for 'Forgot Password'. At the bottom of the form is a green 'Log In' button. Below the 'Log In' button is a link for 'Don't have an account? Sign Up'.

[Login via UTC](#)

Log in using your The University of Tennessee at Chattanooga username and password.

or

[Log in with Facebook](#)

[Log in with Google](#)

[Single Sign On \(SSO\)](#)

or


[Forgot Password](#)

[Log In](#)

[Don't have an account? Sign Up](#)

Agree to the Terms & Continue

Almost there! Please verify your info below



Hi Jesse, Welcome to GivePulse

To finish setting up your account, please fill out the below fields

Already have a GivePulse account?
Follow the below steps so you don't create a second user account!

1. [Log in using your existing email and password](#)
2. [Go to your account settings page and add your The University of Tennessee at Chattanooga email address](#)

Create Your Account

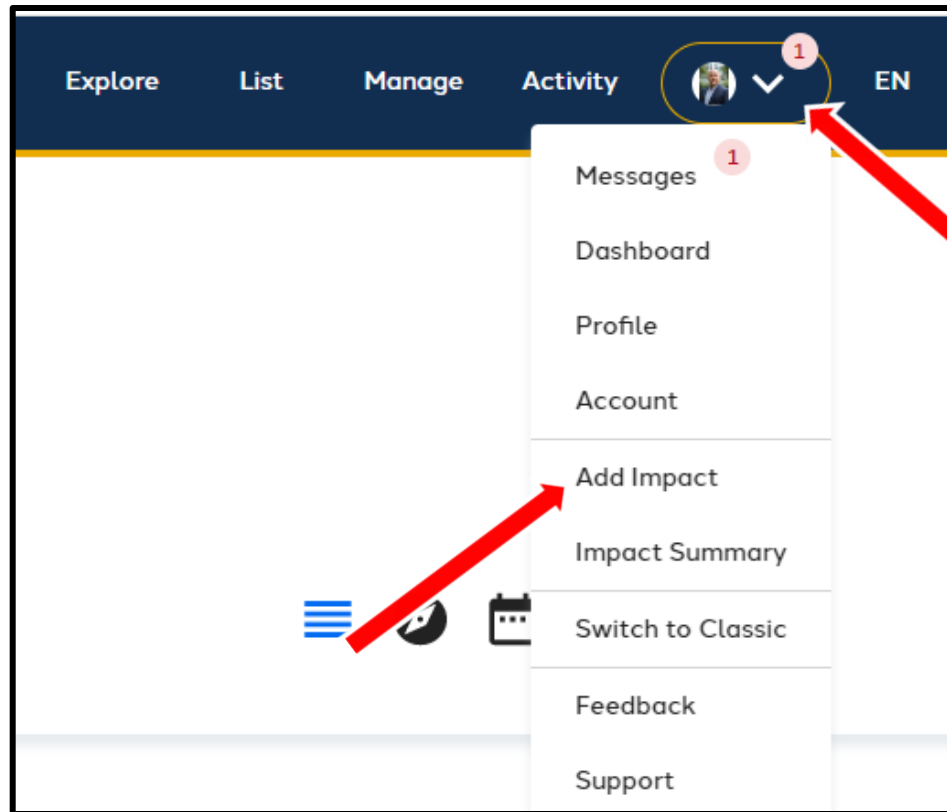
First Name *

Last Name *

Email *

Agree to Terms of Service
By checking Agree to Terms of Service, you agree to our [Terms](#) and that you have read our [Data Use Policy](#).

**Click the drop down by your profile;
Then 'Add Impact'.**



Click the 'Can't Find It' button

Add Impact

Track your community engagement

📍 Where did you create the following Impact? [Can't find it?](#)

Keyword Search within miles of

Complete the Add Impact form

Add Impact

Track your community engagement

📍 Where did you create the following Impact? Add Timesheet Search Groups

Is the place where you volunteered not listed? Let us know more about the group or organization.

Where is this group located in?

City State United States

Course Engagement

Is this impact for course(s)?*

Yes

No

Questions?

Do you have more questions about Community Service and the UT Promise?

If so, please review our [community service web page!](#)

Didn't find the answer you needed?

Feel free to email us –
[scholarships@utc.edu.](mailto:scholarships@utc.edu)