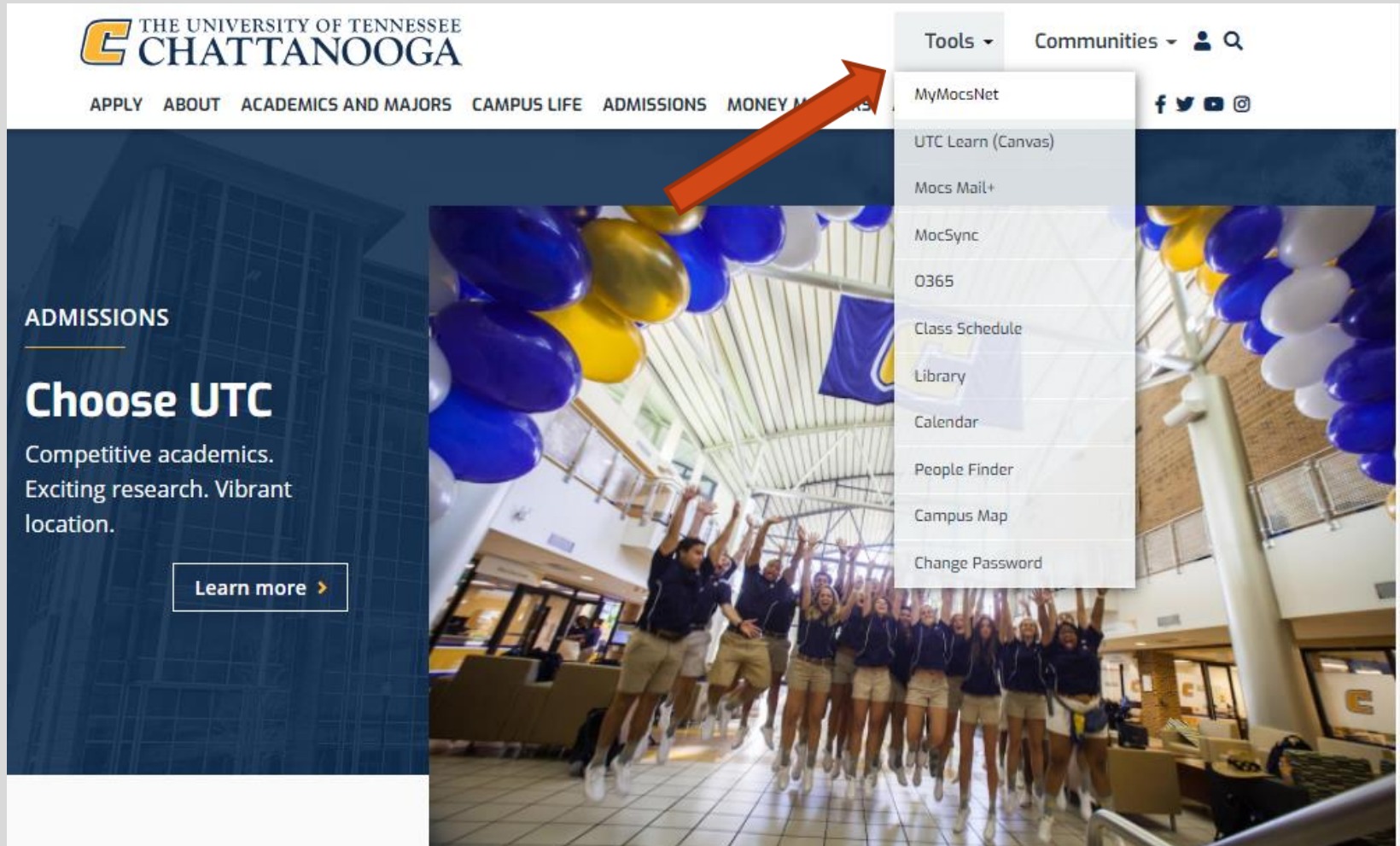


Select the MyMocsNet link from the Tools list on [www.utc.edu](http://www.utc.edu).



The image shows a screenshot of the University of Tennessee Chattanooga website. The header features the university's logo and navigation links: APPLY, ABOUT, ACADEMICS AND MAJORS, CAMPUS LIFE, ADMISSIONS, and MONEY. A dropdown menu is open under the 'Tools' tab, listing various services: MyMocsNet, UTC Learn (Canvas), Mocs Mail+, MocSync, O365, Class Schedule, Library, Calendar, People Finder, Campus Map, and Change Password. An orange arrow points to the 'MyMocsNet' link. The background of the page includes a banner for 'ADMISSIONS Choose UTC' with the text 'Competitive academics. Exciting research. Vibrant location.' and a 'Learn more >' button. The main content area shows a group of students in blue shirts and khaki shorts running and cheering in a large atrium decorated with blue and yellow balloons.

## \*\*\*Important Notice for New Students\*\*\*

Your UTC ID will be provided in your Acceptance information from Admissions. Students can activate their Mocs Net account through UTC's [Account Activation](#) webpage.



The screenshot shows the login page for The University of Tennessee at Chattanooga. At the top, the university's logo and name are displayed in a dark blue header. Below the header, a navigation bar contains links for "UTC Home", "Communities", "Tools", and "Search UTC". The main content area features a large background image of a brick university building under a blue sky with clouds. On the left side, there is a white login form titled "Enter your UTCID and Password". The form includes two input fields: "UTCID:" and "Password:". Below the "Password:" field is a "clear" link. A dark blue "LOGIN" button is positioned below the input fields. At the bottom of the form, there are two links: "New User? Forgot/Change Password?" and "University of Tennessee policy on 'Acceptable Use of Information Technology Resources'". A yellow footer bar at the bottom of the page contains the text "The University of Tennessee at Chattanooga".

Go to the Money Tab to locate the quick link for the UTC Scholarship Application.

The screenshot shows the MyMocsNet website interface. At the top, there is a blue header with the University of Tennessee Chattanooga logo and the text "THE UNIVERSITY OF TENNESSEE CHATTANOOGA". A yellow "UTC Home" button is in the top right corner. Below the header, a navigation bar includes "My Sites" with a dropdown arrow and a user icon, followed by a row of tabs: "MyMocsNet" (highlighted in yellow), "Home", "Academics", "Services", "Money" (highlighted in blue), "Campus Life", "Resources", "Community", and "Help".

The main content area is divided into two columns. The left column features a "Requirements" table with a dropdown arrow and a "Status" column. The table lists two items, both with green checkmarks in the status column:

Requirements	Status
> Financial Aid Disbursement Authorization for Inst. Charges	✓
> TN HOPE Scholarship Information Survey	✓

Below the table are two buttons: "Holds" and "Progress".

The right column is titled "Scholarship Search" and contains the following text:

The UTC Online Scholarship Application is now available for all students!

Get a jump start and review our [How To Apply](#) tutorial for some quick instructions. Then you're ready to access the [UTC Online Scholarship Application](#).

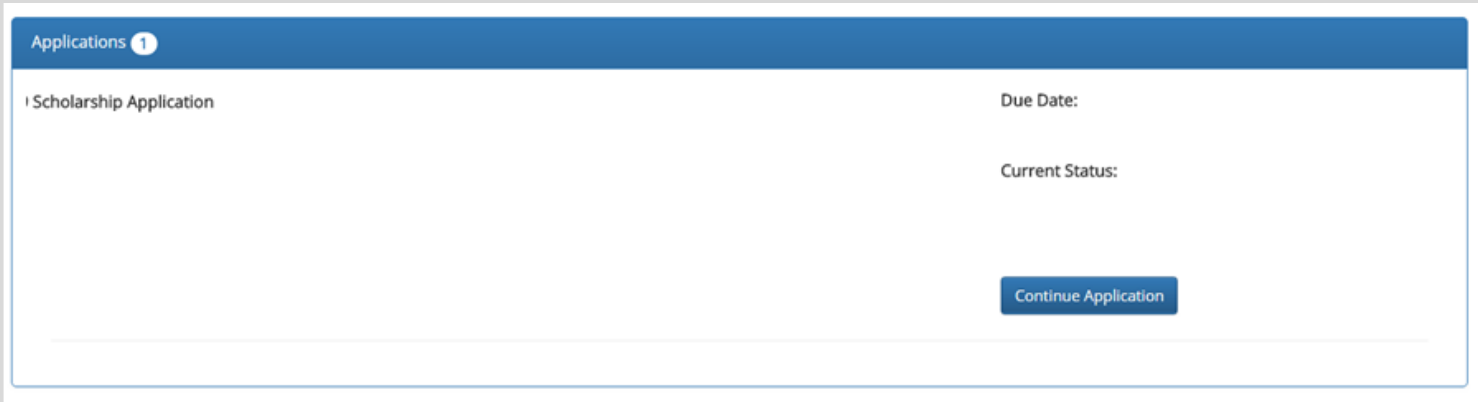
Don't forget to check out the other resources available on our [home page](#).

We're excited about having you at UTC – GO MOCS!!

If you experience any issues with the scholarship application, please contact us at [scholarships@utc.edu](mailto:scholarships@utc.edu).

At the bottom left, there is a "Financial Aid Awards" section with two links: "Financial Aid Menu" and "My Financial Aid Eligibility", each with an external link icon.

Click the button to Start or Continue your application.



The screenshot shows a web application interface with a blue header bar containing the text "Applications" and a small white circle with the number "1". Below the header, the main content area is white and contains the text "Scholarship Application" on the left. On the right side, there are two labels: "Due Date:" and "Current Status:". Below these labels, there is a blue button with the text "Continue Application". A horizontal line is visible at the bottom of the main content area.

Review your scholarship application in its entirety before you hit the submit button. Changes **cannot** be made after the application is submitted.



**Wait! You are not done yet!**


Please scroll down this page to review your answers. If you need to make changes, click on the appropriate page link to return to that page.

Please be sure to read any instructions and disclaimers. When you are satisfied with your responses and are ready to submit your application, press the **"Submit Application"** button. Note, there are **"Submit Application"** buttons at the top and bottom of the page for your convenience.

**After submitting the application, you will not be able to modify any of your responses.**



**Submit Application**

This information will be at the bottom of the application page. You must hit  !

When you are satisfied with the answers displayed above and ready to submit your application, press the "**Submit Application**" button below.

After submitting the application, you will **not** be able to modify any of your responses.



# You must press OK in order to submit the application.

Did you find this online application to be user-friendly?  Yes

:: Certification & Authorization

By selecting YES, you agree to the following statement:  Yes

**I certify that all information furnished on this form is complete and accurate the best of my knowledge. I understand that withholding information requested in this application or giving false information may make me ineligible for scholarships at the University of Tennessee at Chattanooga.**

By selecting YES, I agree to the following statement:  Yes


**I authorize the release of my academic progress, grade point average, financial need, academic major, address, and phone number to applicable scholarship donors/campus departments and/or University officials for the purpose of determining scholarship and renewal eligibility.**

When you are satisfied with the answers displayed above and ready to submit your application, press the "Submit Application" button below.

After submitting the application, you will **not** be able to modify any of your responses.

Message from webpage

By pressing OK, you will submit this application. You will NOT be able to modify your answers. Press Cancel now if you wish to modify any answer before submission.



You will receive this message before you submit your application. This is your last chance to review your answers.

# Success!

## Your application has been submitted!

Congratulations!

 Your online application has been submitted!

Thank you for submitting the UTC Online Scholarship Application for Continuing Students. We would like to extend our thanks for your interest in applying for scholarships. Please keep in mind that scholarships are very competitive and funds are limited. *Completing the application will not guarantee you will be awarded a scholarship.*

**\*\*\*Please read this carefully\*\*\***

- Our [Dates & Deadlines](#) link provides more information as to when students are awarded. Only selected students will see an Offered scholarship in their MyAwardInformation link on the MoneyTab in their MyMocsNet. Awards must be accepted online through the MyMocsNet.
- All scholarships (state, institutional/departmental, & private outside) are considered in your total financial aid package and may result in a reduction of other financial aid awarded.

For the answers to common inquiries, please review our [Frequently Asked Questions](#), email us at [scholarships@utc.edu](mailto:scholarships@utc.edu), or call our office at 423-425-4677.

The UTC Financial Aid & Scholarships Office

201 University Center

P 423-425-4677

F 423-425-2292

[scholarships@utc.edu](mailto:scholarships@utc.edu)

[www.utc.edu/Scholarships](http://www.utc.edu/Scholarships)



# Email Confirmation

Check your **UTC email account** for a response from  
[Scholarships@utc.edu](mailto:scholarships@utc.edu).

scholarships@utc.edu

Confirmation of submission:

Thank you for submitting the UTC Online Scholarship Application. We would like to extend our thanks for your interest in applying for scholarships. Please keep in mind that scholarships are very competitive and funds are limited. *Completing the application will not guarantee you will be awarded a scholarship.*

**\*\*\*Please read this carefully\*\*\***

- Our [Dates & Deadlines](#) link provides more information as to when students are awarded. Only selected students will see an Offered scholarship in their MyAwardInformation link on the MoneyTab in their MyMocsNet. Awards must be accepted online through the MyMocsNet.
- All scholarships (state, institutional/departmental, & private outside) are considered in your total financial aid package and may result in a reduction of other financial aid awarded.

For the answers to common inquiries, please review our [Frequently Asked Questions](#), email us at [scholarships@utc.edu](mailto:scholarships@utc.edu), or call our office at 423-425-4677.

The UTC Financial Aid & Scholarships Office  
201 University Center  
P 423-425-4677  
F 423-425-2292  
[scholarships@utc.edu](mailto:scholarships@utc.edu)  
<http://www.utc.edu/scholarships>

## ***Questions?***

**Do you have more questions about how scholarships work at UTC?** Then check out our *Frequently Asked Questions* link on our [home page](#).

**Didn't find the answer you needed?** Feel free to email us – [Scholarships@utc.edu](mailto:Scholarships@utc.edu), or submit a request through our [Mocs One Center](#).