



UTC Counselor Education Program Report 2020-2021

Report Outline:

- I. Program Updates
- II. Program Mission
- III. Program Evaluation Results
 - A. *Key Performance Indicators*
 - B. *Counselor Preparation Comprehensive Exam (CPCE)*
 - C. *Praxis Exam*
- IV. Student Evaluation Results
 - A. *Professional Fitness*
 - B. *Student Progression*
- V. Site & Site Supervisor Evaluations
- VI. Exit Interview Data
- VII. Program Survey Revision & Footprint
- VIII. Other Substantial Program Changes
- IX. Appendix



I. Program Updates

CACREP Updates:

The UTC CE completed a virtual site visit during July 19-21, 2021. The final accreditation determination will be made at the January 2022 CACREP Board of Directors meeting.

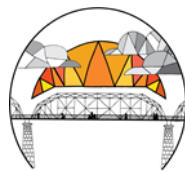
Faculty Updates:

Due to findings from the CACREP virtual site visit, the UTC Counselor Education program is currently searching for a fourth faculty member to join the program. The search began in October 2021 and will continue until the vacancy is filled.

II. Program Mission

The primary purpose of the UTC Counselor Education Program is to train knowledgeable, competent, and skillful professional counselors to provide services in both clinical mental health and school settings. This program is based on a developmental process of personal and professional wellness, emphasizing skill acquisition at early stages, progressing toward a strong theoretical and ethical foundation, and increasing cultural competence in order to work both independently and collaboratively with a variety of individuals & groups. (Revised October 12, 2020; Reviewed by Advisory Board October 13, 2021)

- i. **Core: Student Performance in CACREP Eight Core Areas:** Counselor Education program faculty developed signature assignment/assessments incorporated into classes to measure student performance in eight core areas across the course of students' enrollment in the program. Most of the course rubric indicators were rated using three performance levels (Below Expectations, Meets Expectations, and Exceeds Expectations) and were scored as 1, 2, and 3, respectively. Table 1 presents the summary results of the assessments, which are aligned with the CACREP eight core areas. As can be seen in Table 1, students perform well in eight core areas, implying that the students obtained the knowledge and skills deemed necessary for competency.
- ii. **Specialties: Performance in Specialty Areas:** Table 2 presents the summary results of assessments in specialty areas. The results indicated that the students perform well in the specialties, implying they obtained necessary knowledge, skills, and abilities during their program study and are competent upon program completion.



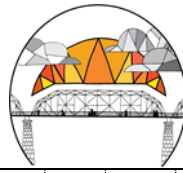
III. Evaluation of the Program

A. Key Performance Indicators Expectations: Programmatic expectations for students' individual performance on the *KPI* is similar to that of the CPCE (below): Student will perform at the mean score or no less than 1 standard deviation below the mean to evaluate the efficacy of the program.

- Findings 2020-2021:** Students performed at no less than 1 SD below the mean for each of the assignment rubric sections. However, assignment rubrics do not always align with each other so that comparisons can be made easily. For subsequent reports, aggregate data for all assignments will be reported in order to complete a comparison of scores/performance to evaluate program objectives.

Table 1: Students' Performance in Eight Core Areas

| CACREP | Assessment | Rubric* | N | R1 | | R2 | | R3 | | R4 | | R5 | | R6 | | R7 | | R8 | | R9 | |
|---|---|---------|----|------|------|------|------|------|------|------|------|------|------|------|------|------|------|------|------|------|------|
| | | | | Mean | SD | Mean | SD | Mean | SD | Mean | SD | Mean | SD | Mean | SD | Mean | SD | Mean | SD | Mean | SD |
| MED Counseling: Clinical Mental Health | | | | | | | | | | | | | | | | | | | | | |
| 2.F.2 | Multicultural Awareness Paper | | 9 | 3.00 | 0.00 | 3.00 | 0.00 | 3.00 | 0.00 | | | | | | | | | | | | |
| 2.F.2 | Counseling Culturally Diverse Groups Presentation | | 4 | 3.00 | 0.00 | 3.00 | 0.00 | 3.00 | 0.00 | 3.00 | 0.00 | 3.00 | 0.00 | 3.00 | 0.00 | | | | | | |
| 2.F. 8 | Annotated Bibliography | | 9 | 1.89 | 0.33 | 2.00 | 0.00 | 1.56 | 0.53 | | | | | | | | | | | | |
| 2.F.3 | Lifespan Collage | | 8 | 2.00 | 0.00 | 2.00 | 0.00 | | | | | | | | | | | | | | |
| 2.F.3,4,6 | Research Paper/ Special Topics Presentation | | 9 | 1.78 | 0.44 | 1.78 | 0.44 | 1.78 | 0.44 | 1.78 | 0.44 | 1.78 | 0.44 | | | | | | | | |
| 2.F.1, 5,6 | Theoretical Orientation Paper | | 9 | 3.00 | 0.00 | 3.00 | 0.00 | 2.89 | 0.33 | 3.00 | 0.00 | 3.00 | 0.00 | 2.89 | 0.33 | | | | | | |
| 2.F.5 | Final Recording | | 10 | 2.00 | 0.00 | 2.00 | 0.00 | 2.00 | 0.00 | 1.90 | 0.32 | 1.90 | 0.32 | 1.70 | 0.48 | 1.90 | 0.32 | 1.90 | 0.32 | 2.00 | 0.00 |
| 2.F.6 | Group Proposal Paper/Project | | 6 | 3.00 | 0.00 | 3.00 | 0.00 | 3.00 | 0.00 | 3.00 | 0.00 | 3.00 | 0.00 | 3.00 | 0.00 | | | | | | |
| 2.F.4, 7 | Test Battery Assignment | | 8 | 2.88 | 0.35 | 3.00 | 0.00 | 3.00 | 0.00 | 2.88 | 0.35 | 2.75 | 0.46 | | | | | | | | |
| MED Counseling: School | | | | | | | | | | | | | | | | | | | | | |
| 2.F.2 | Multicultural Awareness Paper | | 6 | 3.00 | 0.00 | 3.00 | 0.00 | 3.00 | 0.00 | | | | | | | | | | | | |
| 2.F.2 | Counseling Culturally Diverse Groups Presentation | | 8 | 2.88 | 0.35 | 2.88 | 0.35 | 2.88 | 0.35 | 2.88 | 0.35 | 2.88 | 0.35 | 2.88 | 0.35 | | | | | | |
| 2.F. 8 | Annotated Bibliography | | 6 | 2.00 | 0.00 | 2.00 | 0.00 | 1.83 | 0.41 | | | | | | | | | | | | |
| 2.F.3 | Lifespan Collage | | 6 | 2.00 | 0.00 | 2.00 | 0.00 | | | | | | | | | | | | | | |
| 2.F.3,4,6 | Research Paper/ Special Topics Presentation | | 6 | 1.50 | 0.55 | 1.50 | 0.55 | 1.50 | 0.55 | 1.50 | 0.55 | 1.50 | 0.55 | | | | | | | | |



| | | | | | | | | | | | | | | | | | | | | |
|-------------|-------------------------------|---|------|------|------|------|------|------|------|------|------|------|------|------|------|------|------|------|------|------|
| 2.F.1, 5, 6 | Theoretical Orientation Paper | 6 | 2.83 | 0.41 | 3.00 | 0.00 | 2.83 | 0.41 | 3.00 | 0.00 | 3.00 | 0.00 | 2.67 | 0.52 | | | | | | |
| 2.F.5 | Final Recording | 6 | 2.00 | 0.00 | 2.00 | 0.00 | 2.00 | 0.00 | 2.00 | 0.00 | 1.83 | 0.41 | 2.00 | 0.00 | 2.00 | 0.00 | 1.83 | 0.41 | 2.00 | 0.00 |
| 2.F.6 | Group Proposal Paper/Project | 8 | 3.00 | 0.00 | 3.00 | 0.00 | 3.00 | 0.00 | 3.00 | 0.00 | 3.00 | 0.00 | 3.00 | 0.00 | | | | | | |
| 2.F.4, 7 | Test Battery Assignment | 7 | 3.00 | 0.00 | 2.86 | 0.38 | 3.00 | 0.00 | 2.86 | 0.38 | 2.71 | 0.49 | | | | | | | | |

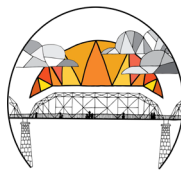
Note: Refer to appendix for detailed rubric information

- Performance in Specialty Areas: Table 2 presents the summary results of assessments in specialty areas. The results indicated that the students perform well in the specialties, implying they obtained necessary knowledge, skills, and abilities during their program study and are competent upon program completion.

Table 2: Students' Performance in Specialty Areas

| CACREP | Assessment | Rubric* | N | R1 | | R2 | | R3 | | R4 | | R5 | | R6 | | R7 | | R8 | | R9 | |
|---|--|---------|----|------|------|------|------|------|------|------|------|------|------|------|------|------|------|------|------|------|------|
| | | | | Mean | SD | Mean | SD | Mean | SD | Mean | SD | Mean | SD | Mean | SD | Mean | SD | Mean | SD | Mean | SD |
| MED Counseling: Clinical Mental Health | | | | | | | | | | | | | | | | | | | | | |
| 2.F.1-2.F.8 5.C | COUN 5550: Personal Theories Paper | | 7 | 3.00 | 0.00 | 3.00 | 0.00 | 3.00 | 0.00 | 2.71 | 0.49 | | | | | | | | | | |
| 2.F.1-2.F.8 5.C | COUN 5590/5720: Personal Theory Paper | | 15 | 2.93 | 0.26 | 2.87 | 0.35 | 2.87 | 0.35 | 2.73 | 0.46 | 2.80 | 0.41 | | | | | | | | |
| 5.C | COUN 5610: Special Population & Evidenced-Based Practice Pro | | 11 | 3.00 | 0.00 | 3.00 | 0.00 | 3.00 | 0.00 | 2.91 | 0.30 | 2.64 | 0.50 | 3.00 | 0.00 | | | | | | |
| 2.F.8, 5.C | COUN 5750: Treatment Plan | | 8 | 2.00 | 0.00 | 1.88 | 0.35 | 2.00 | 0.00 | 1.88 | 0.35 | 2.00 | 0.00 | 2.00 | 0.00 | 1.88 | 0.35 | 2.00 | 0.00 | 2.00 | 0.00 |
| MED Counseling: School | | | | | | | | | | | | | | | | | | | | | |
| 2.F.1-2.F.8 5.G | COUN 5550: Personal Theories Paper | | 8 | 2.63 | 0.52 | 2.50 | 0.53 | 2.75 | 0.46 | 2.50 | 0.53 | | | | | | | | | | |
| 5.G | COUN 5650: Equity Access Project | | 7 | 2.86 | 0.38 | 2.71 | 0.49 | 2.86 | 0.38 | 2.86 | 0.38 | 2.86 | 0.38 | | | | | | | | |
| 2.F.8 | COUN 5750: Treatment Plan | | 9 | 2.00 | 0.00 | 1.78 | 0.44 | 2.00 | 0.00 | 2.00 | 0.00 | 2.00 | 0.00 | 1.89 | 0.33 | 1.89 | 0.33 | 1.89 | 0.33 | 2.00 | 0.00 |
| 2.F.1-2.F.8 5.G | COUN 5700/5710/5920: Personal Theories Paper | | 5 | 3.00 | 0.00 | 3.00 | 0.00 | 3.00 | 0.00 | 3.00 | 0.00 | 3.00 | 0.00 | | | | | | | | |

Note: Refer to appendix for detailed rubric information.



Use of Results: In subsequent reports, the use of aggregate data will be utilized to analyze and identify individuals who are falling below the threshold of one standard deviation below the program mean.

B. Counselor Preparation Comprehensive Examination (CPCE)

Expectation: Students will perform no less than 1 standard deviation below the mean when compared to national scores for programs that use the CPCE for “exit exam process” for that temporal testing period.

Findings 2020-2021: UTC Counselor Education program graduates consistently achieve high scores on the Counselor Preparation Comprehensive Examination (CPCE), which is one part of the program’s exit exam process for program candidates. Table 3 presents the summary results of CPCE test scores for UTC examinees who tested from March 2021 to July 2021. The score at the one standard deviation below the national mean is used as the benchmark (BM) for UTC Counselor Education. UTC Counselor students performed, by and large, well at test level as well as at each of eight core areas comparing to the national performance.

Table 3: Summary Results of CPCE Scores for Examinees-Form 100121

| CPCE Section** | Items | UTC Counselor Education | | | | | | Overall* | | | | |
|---|------------|-------------------------|-----------|------------|--------------|--------------|-------------|------------|----------|------------|-------------|-------------|
| | | N | Min. | Max. | Mean | SD | % >= BM | N | Min. | Max. | Mean | SD |
| MED Counseling: Clinical Mental Health | | | | | | | | | | | | |
| C1 | 17 | 6 | 8 | 16 | 13.67 | 3.01 | 83.3 | 453 | 0 | 17 | 13.1 | 2.6 |
| C2 | 17 | 6 | 5 | 13 | 9.83 | 2.71 | 83.3 | 453 | 0 | 16 | 9.3 | 2.6 |
| C3 | 17 | 6 | 6 | 14 | 9.50 | 2.88 | 83.3 | 453 | 0 | 15 | 9.0 | 2.5 |
| C4 | 17 | 6 | 7 | 13 | 11.00 | 2.10 | 83.3 | 453 | 0 | 17 | 10.8 | 2.7 |
| C5 | 17 | 6 | 10 | 14 | 11.17 | 1.60 | 100.0 | 453 | 0 | 17 | 10.0 | 2.8 |
| C6 | 17 | 6 | 4 | 17 | 12.50 | 4.59 | 83.3 | 453 | 0 | 17 | 11.7 | 2.7 |
| C7 | 17 | 6 | 4 | 13 | 9.50 | 3.02 | 83.3 | 453 | 0 | 16 | 9.3 | 2.8 |
| C8 | 17 | 6 | 10 | 14 | 12.00 | 1.90 | 100.0 | 453 | 0 | 17 | 10.7 | 2.8 |
| Total Score | All | 6 | 59 | 109 | 89.17 | 16.73 | 83.3 | 453 | 0 | 119 | 84.0 | 16.7 |



| MED Counseling: School | | | | | | | | | | | | |
|-------------------------------|------------|----------|-----------|------------|--------------|--------------|-------------|------------|----------|------------|-------------|-------------|
| C1 | 17 | 8 | 11 | 16 | 14.13 | 1.73 | 100.0 | 453 | 0 | 17 | 13.1 | 2.6 |
| C2 | 17 | 8 | 6 | 13 | 9.50 | 2.00 | 87.5 | 453 | 0 | 16 | 9.3 | 2.6 |
| C3 | 17 | 8 | 6 | 12 | 8.13 | 1.81 | 87.5 | 453 | 0 | 15 | 9.0 | 2.5 |
| C4 | 17 | 8 | 7 | 13 | 11.00 | 2.20 | 87.5 | 453 | 0 | 17 | 10.8 | 2.7 |
| C5 | 17 | 8 | 8 | 14 | 10.25 | 1.98 | 100.0 | 453 | 0 | 17 | 10.0 | 2.8 |
| C6 | 17 | 8 | 7 | 16 | 12.50 | 3.02 | 87.5 | 453 | 0 | 17 | 11.7 | 2.7 |
| C7 | 17 | 8 | 7 | 16 | 11.50 | 3.46 | 100.0 | 453 | 0 | 16 | 9.3 | 2.8 |
| C8 | 17 | 8 | 6 | 17 | 11.50 | 3.51 | 87.5 | 453 | 0 | 17 | 10.7 | 2.8 |
| Total Score | All | 8 | 64 | 104 | 88.50 | 12.85 | 87.5 | 453 | 0 | 119 | 84.0 | 16.7 |

Note: * Overall summary results are based on the Reporting Window: 05-2021 as 8 out of 14 UTC test takers took exam during May 2021.

** C1: Professional Counseling Orientation and Ethical Practice

C2: Social and Cultural Diversity

C3: Human Growth and Development

C4: Career Development

C5: Counseling and Helping Relationships

C6: Group Counseling and Group Work

C7: Assessment and Testing

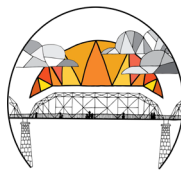
C8: Research and Program Evaluation

Use of Results: The exam results reiterate the program educational standards. All students who completed the CPCE received the program's expected benchmark score.

C. PRAXIS

The Professional School Counselor test (0421/5421) was developed by ETS to measure program completers' knowledge, skills, and abilities believed to be important to perform effective entry-level practice^{1,2}.

Praxis II test score data are retrieved from SOE database and ETS Data Manager and are analyzed utilizing SPSS. Data included in this analysis are all students' test scores from testing years of 2008-2009 to 2020-2021. As a student may repeatedly take a test during different testing years, in order to select his/her first-time test score, test score data from below testing years are



merged into a single data file, and then the first test score records of students for a particular test are selected for analysis. That is, if a student repeatedly took a test, test score from the second or subsequent attempt is not included in the analysis and reports.

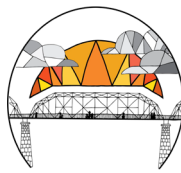
Table 4 presents first-time test takers' pass rates for testing years from 2012-2013 to 2020-2021. Results reveal that 100% of the candidates from our School Counseling program passed the test on the first attempt, implying that our completers have obtained the current state of knowledge, skills, and abilities that are necessary for them to perform professional practice.

Table 4: Praxis II 0421/5421 First-Time Taker Pass Rates by Test Years

| Test Year | N of Passed | N of Takers | Pass Rates (%) |
|-----------|-------------|-------------|----------------|
| 2012-2013 | 13 | 13 | 100.00 |
| 2013-2014 | 8 | 8 | 100.00 |
| 2014-2015 | 14 | 14 | 100.00 |
| 2015-2016 | 6 | 6 | 100.00 |
| 2016-2017 | 5 | 5 | 100.00 |
| 2017-2018 | 12 | 12 | 100.00 |
| 2018-2019 | 6 | 6 | 100.00 |
| 2019-2020 | 8 | 8 | 100.00 |
| 2020-2021 | 8 | 8 | 100.00 |

1. 5421 Study Companion <http://www.ets.org/s/praxis/pdf/5421.pdf>
2. Praxis Technical Manual1 http://www.ets.org/s/praxis/pdf/technical_manual.pdf

If you have any questions about the results, please contact Yuping Ying at yuping-ying@utc.edu



IV. Student Evaluation Results

A. Professional Fitness Evaluations

Expectation: This is the second year of the Departments' utilization of a new professional fitness form with an adjusted scale to evaluate student developmental levels. There are unique expectations for each student dependent on their developmental level (recognizing, for example, that students in their internship are expected to perform at a different level than students in orientation/first semester). Each student is expected to meet the following thresholds, given their academic level: Early Student (>0.6), Pre-Practicum (>1.6), Practicum (>2.6), Internship (>3.6), and Professional (>4.0). Students who do not meet the required threshold are subsequently scheduled for remediation meetings with the faculty.

Findings for 2019-2020: For the 2019 cohort, each student met the required benchmark for Fall 2020 ($M= 3.41$, $SD= 0.24$) as the majority entered practicum the following spring. Similarly, the cohort again met the benchmarks as they progressed through practicum in Spring 2021 ($M=3.9$, $SD=0.26$). In the 2020 cohort, each student met the required benchmarks in their first semester of enrollment during Fall 2019 ($M=1.42$, $SD=0.37$). Similar to the 2019 cohort, this group made significant gains in their review as they progressed through the Spring 2021 semester ($M=2.7$, $SD=0.35$). To date, none of these students required remediation, because they met their developmental benchmarks.

Use of Results: This was the second year that the UTC Counselor Education Program utilized a moving threshold for students according to their developmental level. Accordingly, faculty observed tangible increases in student professional fitness as they progressed through the program. After last year's review we noted that adjunct ratings of students tended to be more variable than core faculty. Accordingly, this year demonstrated less variability after more training was provided to understand the instrument, rating system, and expectation of development across the program. Ultimately, the new rating system continues to be a valuable tool that allows students to show progression over time and sets reasonable expectations for their growth and development and allows faculty to better understand student progression through the program and across cohorts.

B. Student Progression

The UTC Counselor Education program measures student success utilizing several metrics, including student progression through the course of enrollment. The chart below shows the number of enrolled students, average student credit hours earned, average GPAs, number of program graduates, and the number of students retained from one semester to the next.

Programmatic goals for student progression include students maintaining a 3.0 or higher GPA, graduating 90% or more students who enroll in the Counselor Education program, and retaining 90% or more students from semester to semester before graduation.

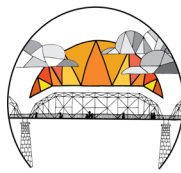


Note that the chart below shows the percentage of student graduation and retention out of the total number of students enrolled in the programs. Both numbers are percentage differences from the semester total, and when added together and subtracted by zero, they give the percentage of students who did not graduate or enroll for the following semester.

For example, in Fall 2019 (14.3% graduated + 82.1% retained = 96.4%; 100%- 96.4% = 3.6 %), 3.6% of students did not enroll in the next semester.

Over the last two academic years, the UTC Counselor Education program has maintained these goals.

| Term | Headcount | Mean Credits Earned | Mean Term GPA | Mean Overall GPA | Total Graduated | % Graduated | Total Retained | % Retained |
|-----------------------------------|-----------|---------------------|---------------|------------------|-----------------|--------------|----------------|--------------|
| Spring 2020 | 43 | 9.1 | 3.5 | 3.9 | 9 | 20.9% | 29 | 67.4% |
| Clinical Mental Health Counseling | 26 | 8.7 | 3.5 | 3.9 | 4 | 15.4% | 18 | 69.2% |
| School Counseling | 17 | 9.9 | 3.5 | 4.0 | 5 | 29.4% | 11 | 64.7% |
| Fall 2020 | 46 | 8.3 | 3.38 | 3.88 | 9 | 19.6% | 35 | 76.1% |
| Clinical Mental Health Counseling | 28 | 8.0 | 3.41 | 3.95 | 7 | 25.0% | 20 | 71.4% |
| School Counseling | 18 | 8.7 | 3.33 | 3.77 | 2 | 11.1% | 15 | 83.3% |
| Spring 2021 | 37 | 9.6 | 3.83 | 3.96 | 6 | 16.2% | 29 | 78.4% |
| Clinical Mental Health Counseling | 21 | 8.4 | 3.70 | 3.93 | 3 | 14.3% | 17 | 81.0% |
| School Counseling | 16 | 11.3 | 4.00 | 3.99 | 3 | 18.8% | 12 | 75.0% |



Student Class Performance

Student Performance in CACREP Eight Core Areas: Counselor Education program faculty developed signature assignment/assessments incorporated into classes to measure student performance in eight core areas across the course of students' enrollment in the program. The majority course rubric indicators were rated using three performance levels: (Below Expectations, Meet Expectations, and Exceeds Expectations) and were scored as 1, 2, and 3, respectively. Table 1 presents the summary results of assessments, which are aligned with CACREP eight core areas. It can be seen in the Table 1, students perform well in eight core areas, implying that the students obtained the knowledge and skills deemed necessary for competency.

Table 1: Students' Performance in Eight Core Areas

| CACREP | Assessment | Rubric* | N | R1 | | R2 | | R3 | | R4 | | R5 | | R6 | | R7 | | R8 | | R9 | |
|---|---|---------|----|------|------|------|------|------|------|------|------|------|------|------|------|------|------|------|------|------|------|
| | | | | Mean | SD | Mean | SD | Mean | SD | Mean | SD | Mean | SD | Mean | SD | Mean | SD | Mean | SD | Mean | SD |
| MED Counseling: Clinical Mental Health | | | | | | | | | | | | | | | | | | | | | |
| 2.F.2 | Multicultural Awareness Paper | | 9 | 3.00 | 0.00 | 3.00 | 0.00 | 3.00 | 0.00 | | | | | | | | | | | | |
| 2.F.2 | Counseling Culturally Diverse Groups Presentation | | 4 | 3.00 | 0.00 | 3.00 | 0.00 | 3.00 | 0.00 | 3.00 | 0.00 | 3.00 | 0.00 | 3.00 | 0.00 | | | | | | |
| 2.F. 8 | Annotated Bibliography | | 9 | 1.89 | 0.33 | 2.00 | 0.00 | 1.56 | 0.53 | | | | | | | | | | | | |
| 2.F.3 | Lifespan Collage | | 8 | 2.00 | 0.00 | 2.00 | 0.00 | | | | | | | | | | | | | | |
| 2.F.3,4,6 | Research Paper/ Special Topics Presentation | | 9 | 1.78 | 0.44 | 1.78 | 0.44 | 1.78 | 0.44 | 1.78 | 0.44 | 1.78 | 0.44 | | | | | | | | |
| 2.F.1, 5,6 | Theoretical Orientation Paper | | 9 | 3.00 | 0.00 | 3.00 | 0.00 | 2.89 | 0.33 | 3.00 | 0.00 | 3.00 | 0.00 | 2.89 | 0.33 | | | | | | |
| 2.F.5 | Final Recording | | 10 | 2.00 | 0.00 | 2.00 | 0.00 | 2.00 | 0.00 | 1.90 | 0.32 | 1.90 | 0.32 | 1.70 | 0.48 | 1.90 | 0.32 | 1.90 | 0.32 | 2.00 | 0.00 |
| 2.F.6 | Group Proposal Paper/Project | | 6 | 3.00 | 0.00 | 3.00 | 0.00 | 3.00 | 0.00 | 3.00 | 0.00 | 3.00 | 0.00 | 3.00 | 0.00 | | | | | | |
| 2.F.4, 7 | Test Battery Assignment | | 8 | 2.88 | 0.35 | 3.00 | 0.00 | 3.00 | 0.00 | 2.88 | 0.35 | 2.75 | 0.46 | | | | | | | | |
| MED Counseling: School | | | | | | | | | | | | | | | | | | | | | |
| 2.F.2 | Multicultural Awareness Paper | | 6 | 3.00 | 0.00 | 3.00 | 0.00 | 3.00 | 0.00 | | | | | | | | | | | | |
| 2.F.2 | Counseling Culturally Diverse Groups Presentation | | 8 | 2.88 | 0.35 | 2.88 | 0.35 | 2.88 | 0.35 | 2.88 | 0.35 | 2.88 | 0.35 | 2.88 | 0.35 | | | | | | |
| 2.F. 8 | Annotated Bibliography | | 6 | 2.00 | 0.00 | 2.00 | 0.00 | 1.83 | 0.41 | | | | | | | | | | | | |
| 2.F.3 | Lifespan Collage | | 6 | 2.00 | 0.00 | 2.00 | 0.00 | | | | | | | | | | | | | | |
| 2.F.3,4,6 | Research Paper/ Special Topics Presentation | | 6 | 1.50 | 0.55 | 1.50 | 0.55 | 1.50 | 0.55 | 1.50 | 0.55 | 1.50 | 0.55 | | | | | | | | |



| | | | | | | | | | | | | | | | | | | | | | | |
|-------------|-------------------------------|---|------|------|------|------|------|------|------|------|------|------|------|------|------|------|------|------|------|------|--|--|
| 2.F.1, 5, 6 | Theoretical Orientation Paper | 6 | 2.83 | 0.41 | 3.00 | 0.00 | 2.83 | 0.41 | 3.00 | 0.00 | 3.00 | 0.00 | 2.67 | 0.52 | | | | | | | | |
| 2.F.5 | Final Recording | 6 | 2.00 | 0.00 | 2.00 | 0.00 | 2.00 | 0.00 | 2.00 | 0.00 | 1.83 | 0.41 | 2.00 | 0.00 | 2.00 | 0.00 | 1.83 | 0.41 | 2.00 | 0.00 | | |
| 2.F.6 | Group Proposal Paper/Project | 8 | 3.00 | 0.00 | 3.00 | 0.00 | 3.00 | 0.00 | 3.00 | 0.00 | 3.00 | 0.00 | 3.00 | 0.00 | | | | | | | | |
| 2.F.4, 7 | Test Battery Assignment | 7 | 3.00 | 0.00 | 2.86 | 0.38 | 3.00 | 0.00 | 2.86 | 0.38 | 2.71 | 0.49 | | | | | | | | | | |

Note: Refer to appendix for detailed rubric information

Performance in Specialty Areas: Table 2 presents the summary results of assessments in specialty areas. The results indicated that the students perform well in the specialties, implying they obtained necessary knowledge, skills, and abilities during their program study and are competent upon program completion.

Table 2: Students' Performance in Specialty Areas

| CACREP | Rubric* | Assessment | N | R1 | | R2 | | R3 | | R4 | | R5 | | R6 | | R7 | | R8 | | R9 | | |
|---|--|------------|------|------|------|------|------|------|------|------|------|------|------|------|------|------|------|------|------|------|------|------|
| | | | | Mean | SD | Mean | SD | Mean | SD | Mean | SD | Mean | SD | Mean | SD | Mean | SD | Mean | SD | Mean | SD | |
| MED Counseling: Clinical Mental Health | | | | | | | | | | | | | | | | | | | | | | |
| 2.F.1-2.F.8 5.C | COUN 5550: Personal Theories Paper | 7 | 3.00 | 0.00 | 3.00 | 0.00 | 3.00 | 0.00 | 2.71 | 0.49 | | | | | | | | | | | | |
| 2.F.1-2.F.8 5.C | COUN 5590/5720: Personal Theory Paper | 15 | 2.93 | 0.26 | 2.87 | 0.35 | 2.87 | 0.35 | 2.73 | 0.46 | 2.80 | 0.41 | | | | | | | | | | |
| 5.C | COUN 5610: Special Population & Evidenced-Based Practice Pro | 11 | 3.00 | 0.00 | 3.00 | 0.00 | 3.00 | 0.00 | 2.91 | 0.30 | 2.64 | 0.50 | 3.00 | 0.00 | | | | | | | | |
| 2.F.8, 5.C | COUN 5750: Treatment Plan | 8 | 2.00 | 0.00 | 1.88 | 0.35 | 2.00 | 0.00 | 1.88 | 0.35 | 2.00 | 0.00 | 2.00 | 0.00 | 1.88 | 0.35 | 2.00 | 0.00 | 2.00 | 0.00 | | |
| MED Counseling: School | | | | | | | | | | | | | | | | | | | | | | |
| 2.F.1-2.F.8 5.G | COUN 5550: Personal Theories Paper | 8 | 2.63 | 0.52 | 2.50 | 0.53 | 2.75 | 0.46 | 2.50 | 0.53 | | | | | | | | | | | | |
| 5.G | COUN 5650: Equity Access Project | 7 | 2.86 | 0.38 | 2.71 | 0.49 | 2.86 | 0.38 | 2.86 | 0.38 | 2.86 | 0.38 | | | | | | | | | | |
| 2.F.8 | COUN 5750: Treatment Plan | 9 | 2.00 | 0.00 | 1.78 | 0.44 | 2.00 | 0.00 | 2.00 | 0.00 | 2.00 | 0.00 | 1.89 | 0.33 | 1.89 | 0.33 | 1.89 | 0.33 | 1.89 | 0.33 | 2.00 | 0.00 |
| 2.F.1-2.F.8 5.G | COUN 5700/5710/5920: Personal Theories Paper | 5 | 3.00 | 0.00 | 3.00 | 0.00 | 3.00 | 0.00 | 3.00 | 0.00 | 3.00 | 0.00 | | | | | | | | | | |

Note: Refer to appendix for detailed rubric information.



V. Site and Site Supervisor Evaluations

Faculty Data Meeting, Friday, October 15, 2021

Site and Site Supervisor Evaluations are compiled over the course of several years, the 2019-2020 report findings were representative of approximately seven years' worth of site and site supervisor data. Because the last years' worth of data did not represent a large n, the faculty determined that reporting site and site supervisor data will be reported biannually in order to gather more data for analysis. Site and site supervisor data will be reviewed and reported in next year's annual report.

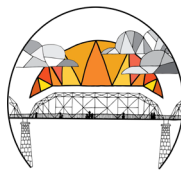
VI. Exit Interview Data

The UTC Counselor Education program completes exit interviews with graduating students at the end of their last semester. Information is gathered in two ways: through a self-report survey and in a brief interview with their internship supervisor to clarify survey responses. Questions include program areas of strength, areas of improvement, insights that students gained about themselves through their educational experiences and contact information for the new alumni. General themes from the 2020-2021 school year graduates are summarized below.

Findings for 2020-2021:

Program areas of strength:

- *The DSM Class was valuable, I was glad that the school counselors were involved in that as well. It was hard to synthesize the material, and the class did a great job simplifying and connecting the ideas. The case studies were effective.*
- *Smaller faculty grouping with direct access to faculty. Responsiveness, Feeling supported.*
- *The connections and friendships that were made in our cohort made going through this program more fun. Overall, the experience of having wonderful and knowledgeable professors that allowed all of us to be able to openly discuss our thoughts and feelings was a very rewarding experience.*
- *More than anything, pretty much straight out of the gate, having to be hands on with the skills and share a little bit of yourself set me out of my comfort zone from the beginning. The hands-on work, even at the start was the best really.*



Program areas needing improvement:

- *Some of the adjuncts don't always understand the culture of the program.*
- *Being a little clearer about the pathways. The difference between Accelerated track/traditional, school community and dual tracks etc. People will always change.*
- *I would have integrated more field experience. (maybe some site visits?).*
- *One downfall was an adjunct professor attempting to teach a course by a syllabus made by another professor. They had little input over the assignments and seemed confused by the requirements of the course. It made for a very unorganized and messy experience for the professor and students alike.*

Use of Results:

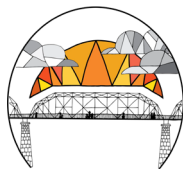
These themes are considered along with other data from this report to help faculty make programmatic changes that are realistic and align with CACREP accreditation standards, institutional expectations, and students' needs. As program faculty reflect on students' feedback, moving forward, the faculty will be more transparent with students regarding decisions about course rotations, decisions regarding assigning courses to core faculty or adjunct faculty, and the necessity of using adjuncts in a small program. Faculty will communicate these ideas during "Coffee with the Professors" and other programmatic meetings with students.

VII. Program Survey Footprint

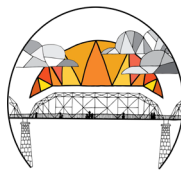
The triannual survey of program alumni, employers, and supervisors was completed in January 2019. Since revising the programmatic evaluation process in light of the 2016 CACREP standards, the previous version does not meet the current needs of the program. In August 2020, program faculty began revising the survey, aligning it to the current evaluation plan, and submitted the revised version to the CE Advisory Board during the October 7, 2020 meeting. Anticipated deployment of the revised survey will take place in January 2022.

VIII. Other Substantial Program Changes

- In Fall 2021 the UT System mandated that institutions resume business as usual, meaning that course offerings reverted back to 2019-2020 academic year modalities. As such, UTC Counselor Education program courses were offered in face-to-face, hybrid, and online formats which are aligned with the 2019 schedule. Faculty and students continued taking precautions, such as masking and social distancing practices, as recommended by the CDC and UTC Health Services.



- Students engaging in clinical practice, either in schools or mental health settings, are continuing to complete a document entitled, “Clinical Experiences Acknowledgement Form.” This form articulated students’ rights and responsibilities while in the field as well as program/graduate school requirements for degree completion and how these may be impacted by COVID-19 and school/agency closures.
- Program gatherings resumed in Fall 2021 including a “Welcome to Fall” Cookout sponsored by CSI that was held on Saturday, August 21, 2021. Additionally, “Coffee with the Professors” was rebranded “S’mores with the Professors” and held on Wednesday, October 27, 2021 as a bonfire event on UTC Campus. Upcoming events include an “Ugly Sweater Party” and the UTC Counselor Education Pinning Ceremony, both of which will be held the week of November 29, 2021.
- In Fall 2021 the UTC Counselor Education program partnered with the Office of Equity and Inclusion and the UTC Graduate School to create a pilot program for increasing recruitment and retention of students and faculty of color. This work is ongoing, and it is anticipated that early efforts will be reported to the campus as part of the Spring 2022 Mocs Forward Conference series. Specific recruitment events have included:
 - Drs. Doyle and Webster attended the ACES Conference Job Talks Session to discuss the current faculty position search
 - The current UTC Counselor Ed. faculty position is posted to affinity sites per OEI guidance
 - The faculty search rubric was updated to reflect the program and institution’s commitment to social justice and advocacy in reviewing applicants’ materials.
 - The Counselor Education program GA updated the student recruitment spreadsheet to send materials to area institutions of higher education, including HBCUs and HSIs within a three-hour radius of UTC.
 - Faculty participated in the UTC’s Virtual Graduate School Fair on October 27, 2021
 - Dr. Webster holds once monthly open sessions for student recruitment.
 - Dr. O’Brien attended the UTC Advisor’s Council to discuss the Counselor Education program to undergraduate advisors.



IX. Appendix

Table: List of Counseling courses, assessments and Rubrics (cont.)

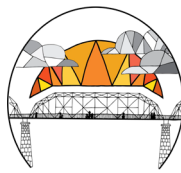
| Assessment | Rubric Indicators | Performance Level |
|--|--|---|
| COUN 5020: Multicultural Awareness Paper | R1-Utilizes Multicultural Counseling Competencies or other sources to provide an overview of Topic "Counseling in a Diverse Society" R2-Includes personal reflection/reaction to the topic R3-APA Format | Below Expectations=1 Meets Expectations=2 Exceeds Expectations =3 |
| COUN 5020: Annotated Bibliography | R1-Utilizes 5 peer-reviewed articles that align with the counseling profession and specific CACREP Standards aligned to this assignment. R2-Summary of central theme of articles R3-APA Style & Word Limit | Below Expectations=1 Meets Expectations=2 |
| COUN 5430: Lifespan Collage | R1-Student is able to give pictorial examples of their personal development that aligns with the domains of physical psychosocial cognitive spiritual/moral culture/gender development as well as self-efficacy and family life-span development R2-Written Expression of Collage-Student is able to accurately and concisely elucidate the important aspects of development as it pertains to the life-span domains mentioned above with fewer than 2 spelling/punctuation errors. | Below Expectations=1 Meets Expectations=2 |
| COUN 5440: Theoretical Orientation Paper | R1-Guiding Theory R2-Personality and Mental Health Issues R3-The Nature of the Client/Counselor Relationship How Change Occurs and the Role of the Counselor R4-Multicultural Considerations R5-APA Style (6th Ed) R6-Bloom's Taxonomy (highest level achieved) | Below Expectations=1 Meets Expectations=2 Exceeds Expectations =3 |
| COUN 5450: Final Recording | R1-Counselor's Body Language R2-Invitational Skills R3-Paraphrasing R4-Reflection Feeling and Content R5-Reflecting Meaning R6-Challenging R7-Goal Setting & Solution Skills R8-Advanced Technique R9-Transcript & Self-Assessment | Below Expectations =1 Meets Expectations =2 |



| | | |
|---|---|--|
| COUN 5470: Group Proposal Paper/Project | R1-Rationale R2-Short Term/Long Term Goals R3-APA Style R4-Outline R5-Flyer/Brochure R6-Presentation | Significantly Below Expectations=1 Below Expectations=2 Meets/Exceeds Expectations=3 |
| COUN 5480: Test Battery Assignment | R1-Introduction R2-Client Case History R3-Test Results R4-Report Summary, R5-Writing & Formatting | Fails to Meet Expectation=1 Meets Expectation=2 Exceeds Expectation=3 |
| COUN 5490: Special Topics Presentation | R1-Content Structures and Performance R2-Includes Ideas and Concepts Unique to Target Population R3-Facilitated Discussion R4-40 (+/- 15) Minutes R5-Delivery/Eye Contact | Falls Below Expectations=1 Meets=2 Exceeds=3 |

Table: List of Counseling courses, assessments and Rubrics

| Assessment | Rubric Indicators | Performance Level |
|--|--|--|
| COUN 5550: Personal Theories Paper | R1-Guiding Theory R2-Theory's Position on Personality Development Mentally Healthy and Unhealthy Appropriate Populations for Intervention and Crisis Conceptualization R3-Theory's Position on Counseling and the Counseling Relationship; Counselor's Reflection of Goodness of Fit R4-APA Style (6th Ed) | Below Expectations=1 Meets Expectations=2 Exceeds Expectations=3 |
| COUN 5590/5720: Personal Theory Paper | R1-Guiding Theory R2- Case Study R3- Augmentation of Practices R4-APA Style (6th Ed) R5- Bloom's Taxonomy | Below Expectations=1 Meets Expectations=2 Exceeds Expectations=3 |
| COUN 5610: Special Population & Evidenced-Based Practice Project | R1-Overview of Population R2-Description of Evidenced-Based Practice R3-Case Study/Considerations R4-Writing and Syntax R5-APA Formatting & Adherence to Guidelines | Unacceptable=1 Below Expectations=2 Meets Expectations=3 |



| | | |
|---|---|---|
| <p>COUN 5650: Equity Access Project</p> | <p>R1-Research Paper R2-Professional Development & Classroom Guidance R3-Multicultural Considerations R4-APA Style (6th Ed.) R5-Presentation</p> | <p>Below Expectations=1 Meets Expectations=2 Exceeds Expectations=3</p> |
| <p>COUN 5700/5710: Personal Theories Paper</p> | <p>R1-Guiding Theory R2- Case Study R3- Augmentation of Practices R4-APA Style (6th Ed) R5- Bloom's Taxonomy</p> | <p>Below Expectations=1 Meets Expectations=2 Exceeds Expectations=3</p> |
| <p>COUN 5750: Treatment Plan</p> | <p>R1-Identification of symptoms of the disorder presented by the client R2-History of the client's chief complaint R3-Diagnosis of the client R4-Identification of strengths and weaknesses of the client R5-Inclusion of treatment goals (long-term and short-term) that are measurable and take into consideration the diversity of the client R6-Identification of treatment orientation that will be used by counselor R7- Types of treatment client will participate in R8-Discharge criteria R9-Possible referrals</p> | <p>No Met=1 Met=2</p> |
| <p>COUN 5760: Counseling Culturally Diverse Groups Presentation</p> | <p>R1- Delivery/Eye Contact R2-Content Structures and Performance R3-Experiential Activity R4-60 (+/- 15) Minutes R5-Handout R6-Includes Specific Identity Development Model Counseling Issues/Implications and Concerns Unique to Target Population</p> | <p>Below Expectations=1 Meets Expectations=2 Exceeds Expectations=3</p> |