

ACTIVE COURSE CONTENT

**Data as of Apr 30, 2019*

# Current Courses	591
# Current Published Courses	408
% Current Published Courses	69%
# Active Courses	286



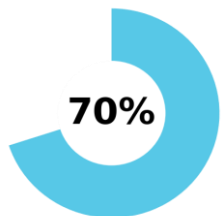
% with Content	98%
% with Pages	70%
% with Files	87%
% with Modules	94%
% with Activities	96%
% with Assignments	95%
% with Quizzes	45%
% with Discussions	85%
% with Syllabus Body	94%
% with Current Grade	94%

Active Courses:

- at least 1 teacher enrollment with activity time
- at least 3 student enrollments with activity time
- has a course/enrollment term start date OR a course/enrollment term end date
- was logged into by at least four unique users during the current month

PAGES

of active courses where an enrolled user viewed a page at any given time within the course's start and end date divided by the # of active courses.



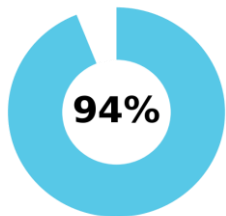
FILES

of active courses where an enrolled user viewed a file at any given time within the course's start and end date divided by the # of active courses.



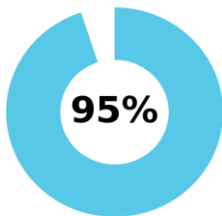
MODULES

of active courses where an enrolled user viewed a module at any given time within the course's start and end date divided by the # of active courses.



ASSIGNMENTS

of active courses where an enrolled user viewed an assignment at any given time within the course's start and end date divided by the # of active courses.



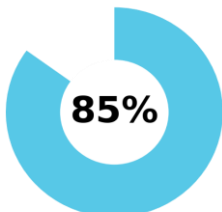
QUIZZES

of active courses where an enrolled user viewed a quiz at any given time within the course's start and end date divided by the # of active courses.



DISCUSSIONS

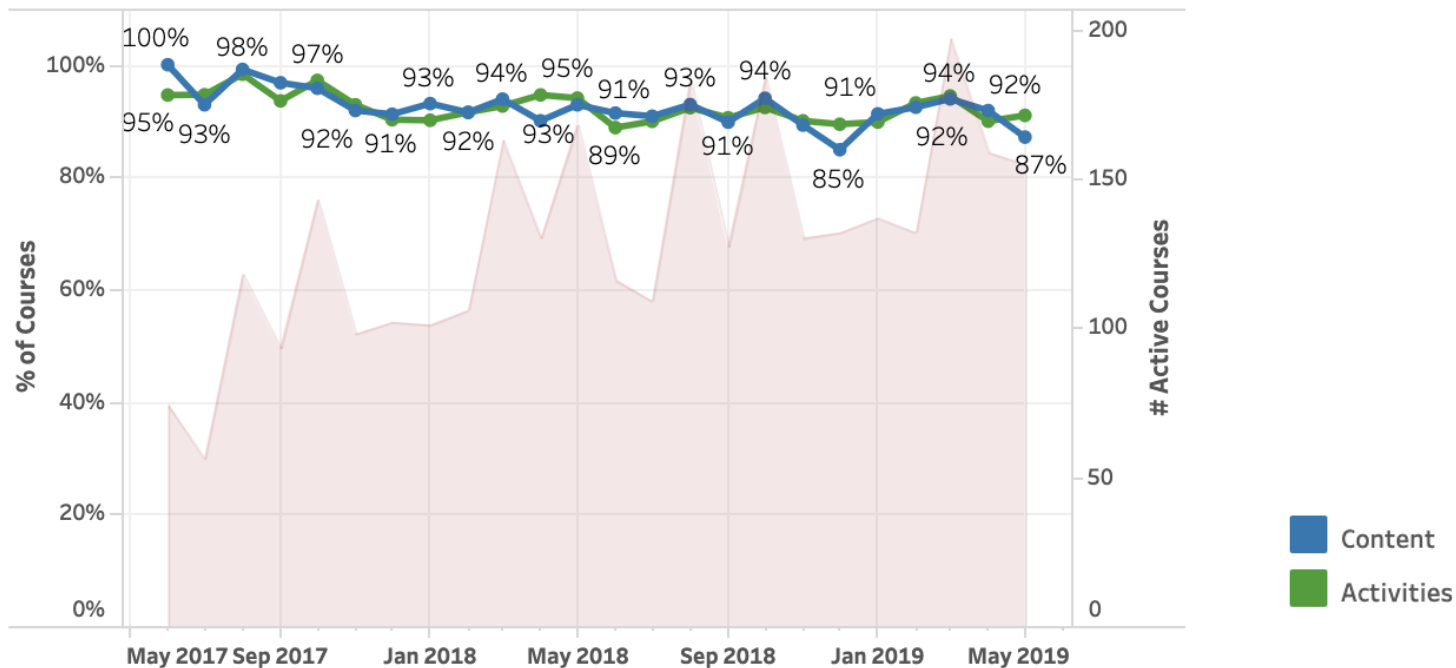
of active courses where an enrolled user viewed a discussion at any given time within the course's start and end date divided by the # of active courses.



AN ACTIVE COURSE:

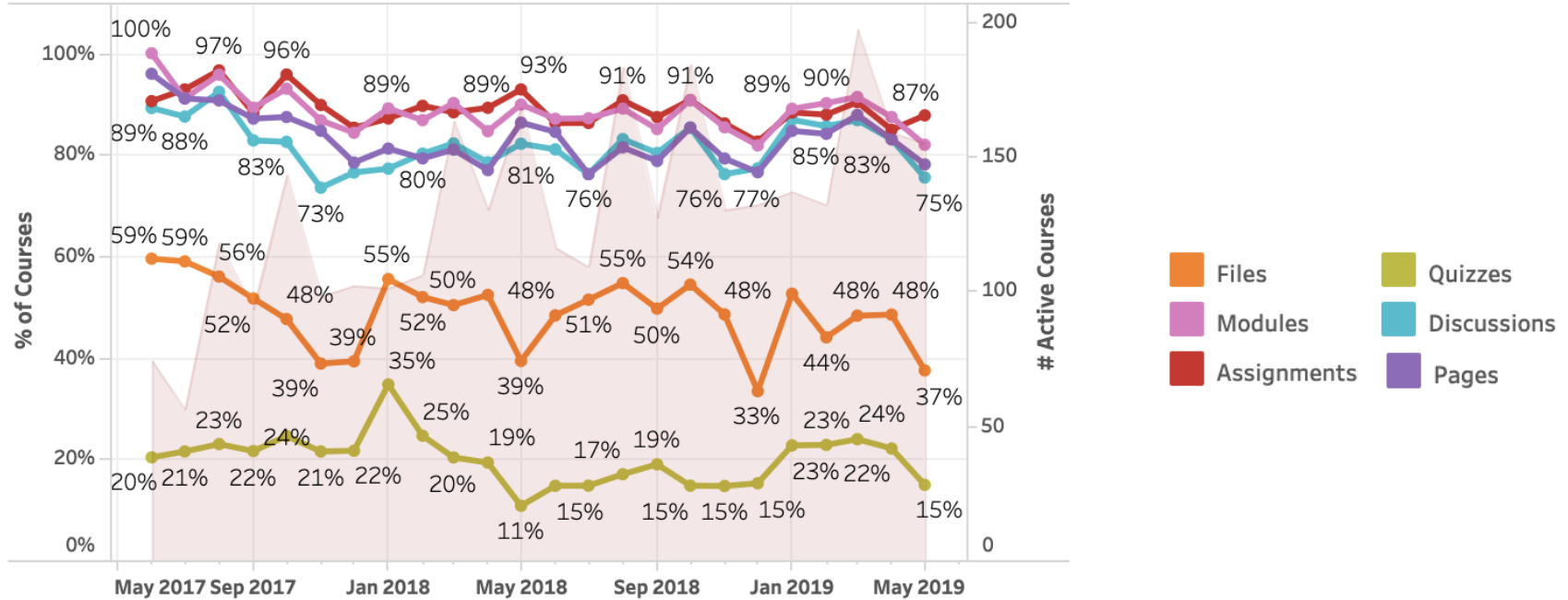
- Has at least one teacher enrollment with activity time
- Has at least three student enrollments with activity time
- Has a course/enrollment term start date OR a course/enrollment end date
- Was logged into by at least four different users during the current month

COURSE ACTIVITY REPORT



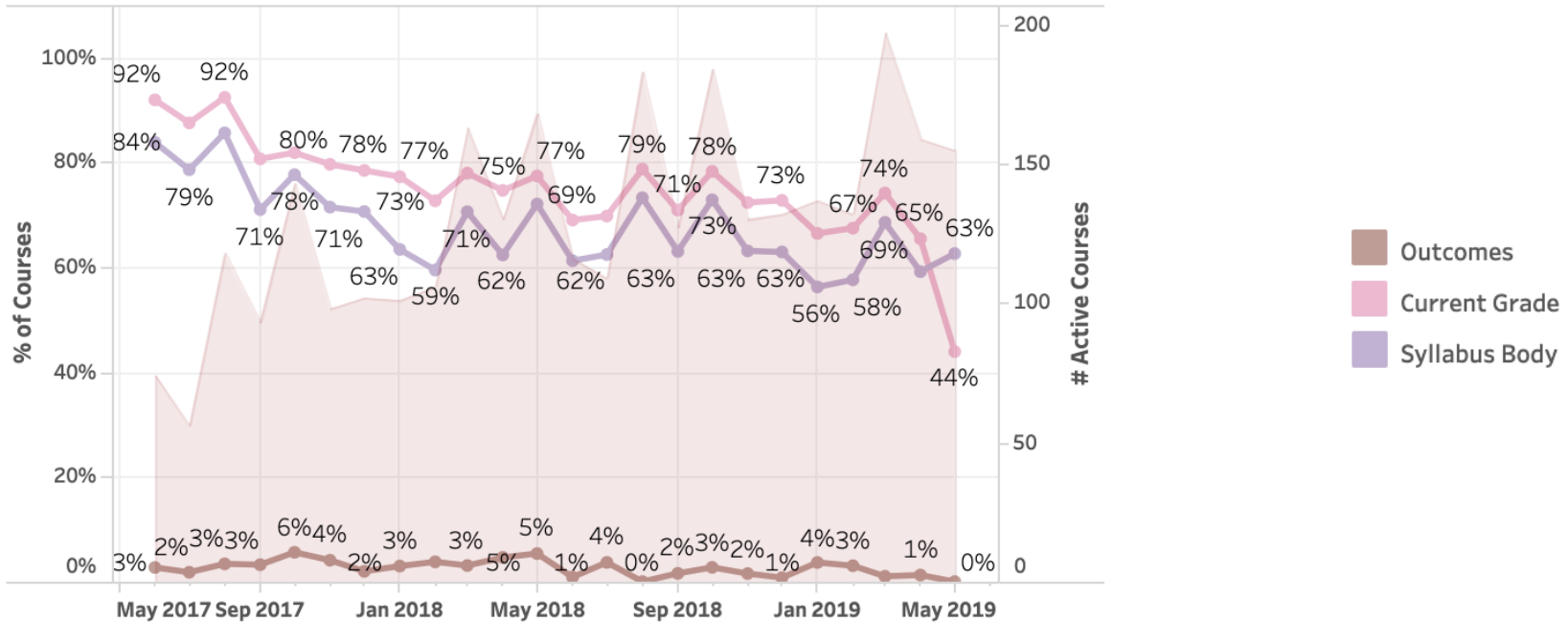
*Courses only need to contain one content item or activity to contribute to this value. Courses that include more than one type of content item or activity are only counted once.

CONTENT & ACTIVITY BREAKDOWN



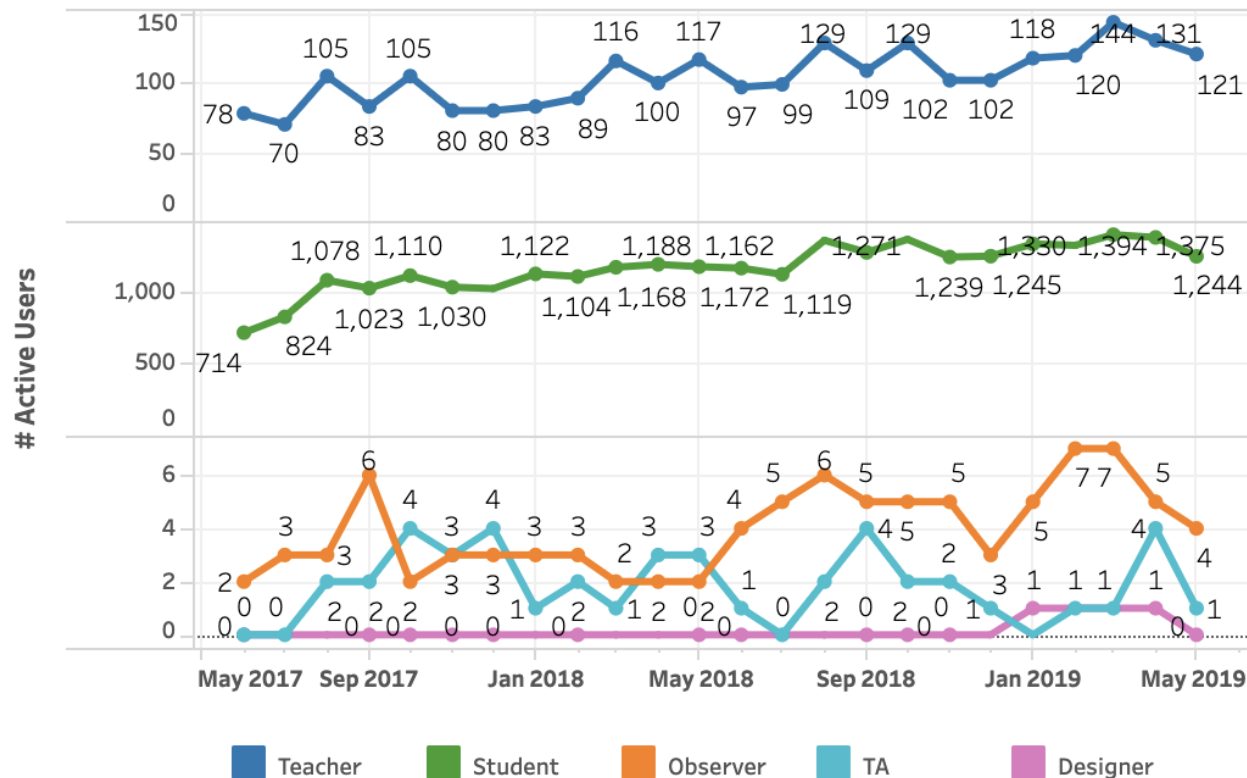
*Each Canvas feature percentage describes use in Current, Published, Active Courses.

CONTENT & ACTIVITY BREAKDOWN



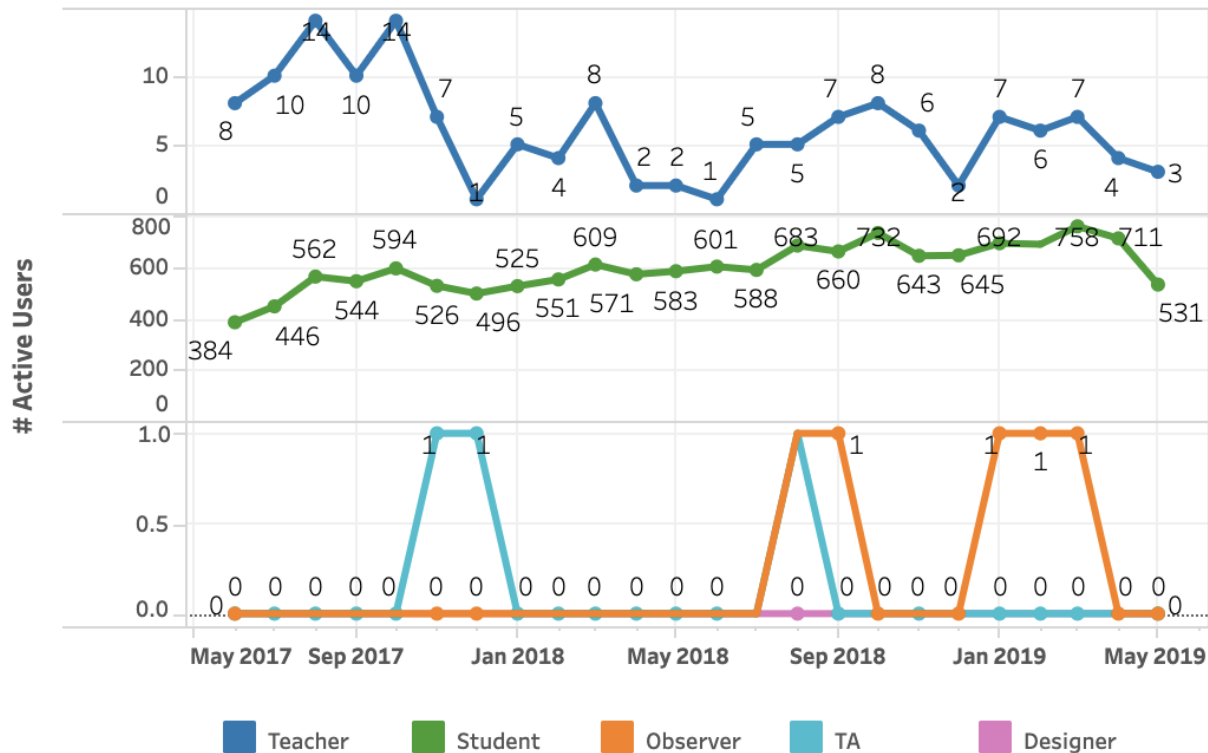
*Each Canvas feature percentage describes use in Current, Published, Active Courses.

ACTIVE USERS REPORT



*Users are “Active” if they have an enrollment in an active course and have logged in at least once in the given month.

ACTIVE USERS REPORT (Mobile App)



Users are “Active” if they have an enrollment in an active course and have logged in at least once in the given month

*This data is only reflective of the Canvas Student App.

PAGEVIEWS

Top 5 Courses

Course Id	Course Name	Instructor Name	Page Views Overall
788	SP19.SPAN.2140.29450	Christie Carl	283,150
489	SP19.ECON.1010.26456	Leanora Brown	111,501
803	SP19.SPAN.2130.28957	Phil Jones	109,032
449	SP19.HHP_3100.27704	Karissa Peyer	103,547
606	SP19.FIN_3200.20346	Christi Wann	94,955

Top 5 Users

User Id	User Name	User Type	Page Views Overall
169	Chandler Harriss	Teacher	21,694
168	Michael Owens	Teacher	18,785
171	Tiffany Mitchell	Teacher	18,773
163	Tim Parker	Teacher	17,925
1876	Kristen Knopick	Teacher	15,617

TOP PAGEVIEWS:

Courses and users are monitored and measured in Canvas by page view interaction. The top 5 courses table indicates the most trafficked active courses by page view in your instance. The top 5 users table includes all user types' (e.g. Teacher, Student, etc.) pageviews over the past 12 months.