


STUDENT TUTORIAL: SAFEASSIGN VIEW/GRADE FEEDBACK

WHY WOULD YOU USE THIS FEATURE:

After your assignment has been reviewed by SafeAssign and graded by your instructor you may access your grade and their feedback through **My Grades** or the **Content** area.

HOW TO VIEW GRADE FEEDBACK IN SAFEASSIGN:

1. Access your course followed by **My Grades**.
2. Scroll down until you reach the assignment you submitted to SafeAssign under the heading **Graded**.
3. Select the **Title** of the assignment or **Comments** directly below.



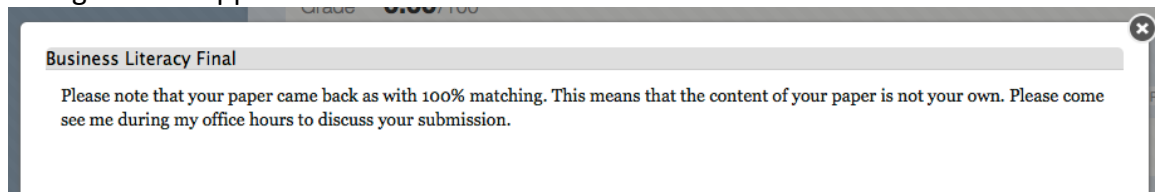
GRADED

Business Literacy Final Nov 22, 2013 10:07 AM

Grade **0.00**/100

[Comments](#) [Description](#)

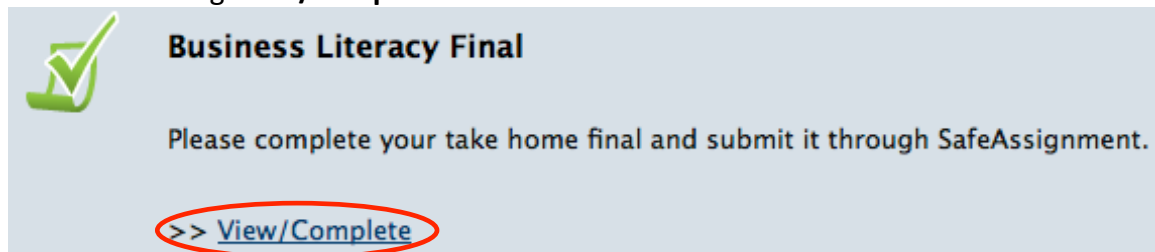
4. If you select the **Title** a full report will appear including percentage matching and assignment grade with instructor feedback at the bottom. If you select **Comments**, a dialog box will appear with feedback.




Business Literacy Final

Please note that your paper came back as with 100% matching. This means that the content of your paper is not your own. Please come see me during my office hours to discuss your submission.

5. An alternative way of reviewing feedback is by finding the assignment in the **Content** area and clicking **View/Complete**.

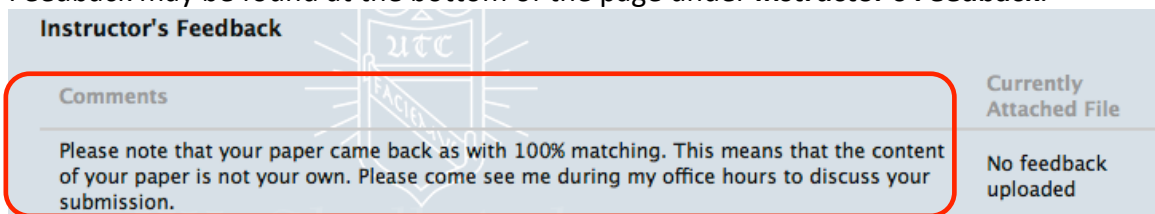


 **Business Literacy Final**

Please complete your take home final and submit it through SafeAssignment.

[>> View/Complete](#)

6. Feedback may be found at the bottom of the page under **Instructor's Feedback**.



Comments	Currently Attached File
Please note that your paper came back as with 100% matching. This means that the content of your paper is not your own. Please come see me during my office hours to discuss your submission.	No feedback uploaded