


STUDENT TUTORIAL: VIEWING JOURNAL GRADES

WHY WOULD YOU USE THIS FEATURE:

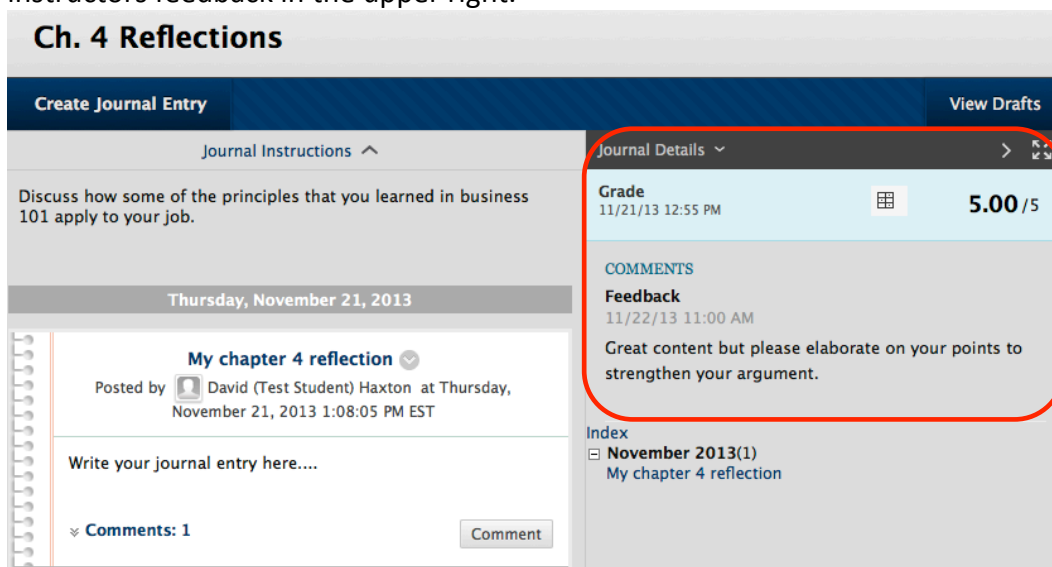
After your journal entry has been reviewed and graded by your instructor you may access your grade and their feedback through **My Grades** or the **Journals** area.

HOW TO VIEW JOURNAL GRADE AND FEEDBACK:

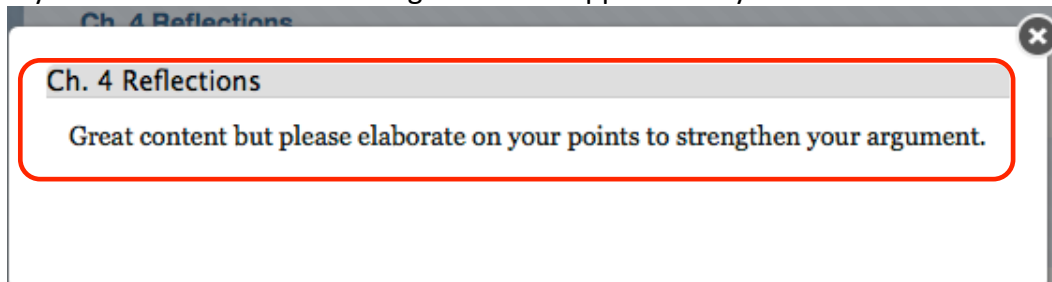
1. Access your course followed by **My Grades**.
2. Scroll down until you reach the journal you submitted under the heading **Graded**.
3. Select the **Title** of the journal or **Comments** directly below.



4. If you select the **Title** you will be directed to the journal entry with your grade and instructors feedback in the upper right.




5. If you select **Comments** a dialogue box will appear with your instructor's feedback.



STUDENT TUTORIAL: VIEWING JOURNAL GRADES

6. You may also select **Journals** followed by the desired journal.

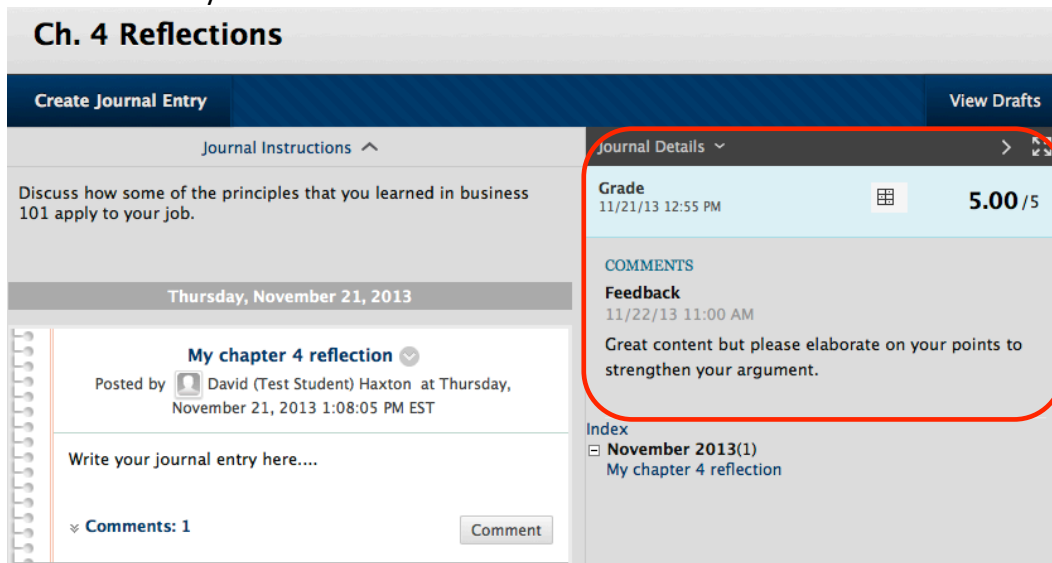


Journals

Ch. 4 Reflections ▾

Visibility: **Private**
Last Modified Date: **11/22/13 11:23 AM**
Entries: **1**

7. You are then directed to the content of the journal including your grade and the feedback from your instructor.



Ch. 4 Reflections


Create Journal Entry View Drafts

Journal Instructions ^

Discuss how some of the principles that you learned in business 101 apply to your job.

Thursday, November 21, 2013


My chapter 4 reflection ▾

Posted by  David (Test Student) Haxton at Thursday, November 21, 2013 1:08:05 PM EST

Write your journal entry here....

✕ **Comments: 1** Comment

Journal Details ▾

Grade
11/21/13 12:55 PM  **5.00 /5**

COMMENTS

Feedback
11/22/13 11:00 AM
Great content but please elaborate on your points to strengthen your argument.

Index

- ▣ **November 2013(1)**
 - My chapter 4 reflection