

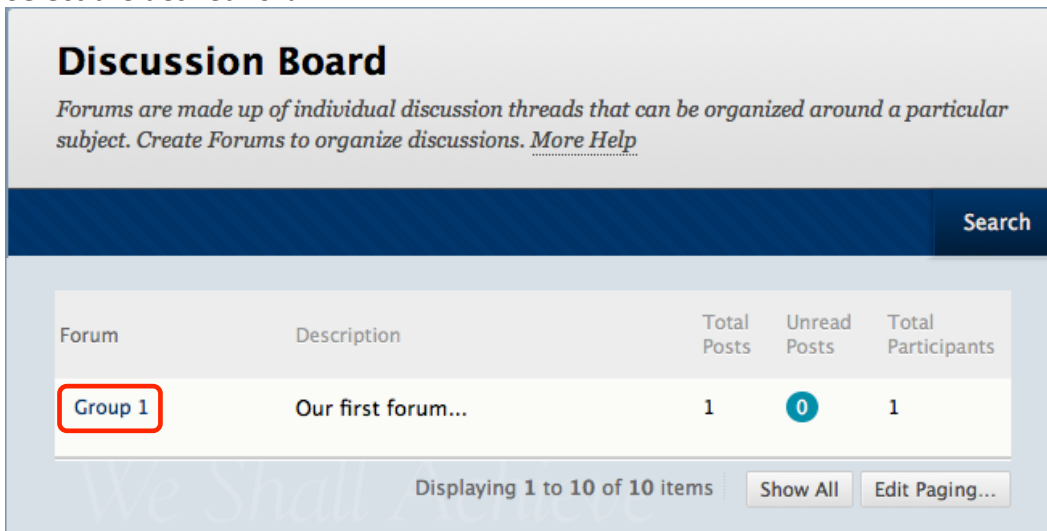
STUDENT TUTORIAL: VIEWING DISCUSSIONBOARD GRADE

WHY WOULD YOU USE THIS FEATURE:

Your instructor may decide to grade your discussion contributions. You may either check your grade with **My Grades** or you may view the grade for each contribution through the **Discussion Board**. This tutorial will show you how to access your grades through the Discussion Board for each contribution.

HOW TO VIEW MY DISCUSSION BOARD GRADE:

1. Access your course within **Blackboard**.
2. Click **Discussion Board** from the course menu.
3. **Select** the desired forum.



Discussion Board

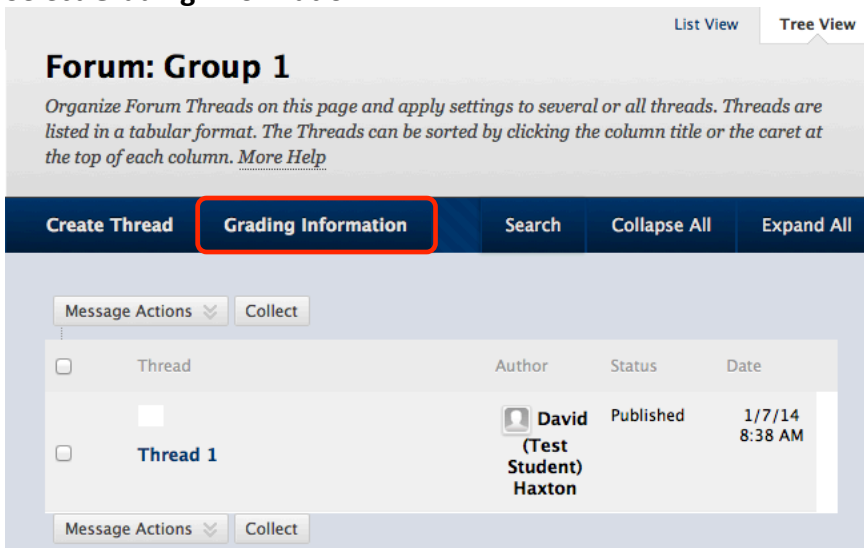
Forums are made up of individual discussion threads that can be organized around a particular subject. Create Forums to organize discussions. [More Help](#)

Search

Forum	Description	Total Posts	Unread Posts	Total Participants
Group 1	Our first forum...	1	0	1

Displaying 1 to 10 of 10 items [Show All](#) [Edit Paging...](#)

4. Select **Grading Information**.




List View **Tree View**

Forum: Group 1

Organize Forum Threads on this page and apply settings to several or all threads. Threads are listed in a tabular format. The Threads can be sorted by clicking the column title or the caret at the top of each column. [More Help](#)


Create Thread **Grading Information** Search Collapse All Expand All

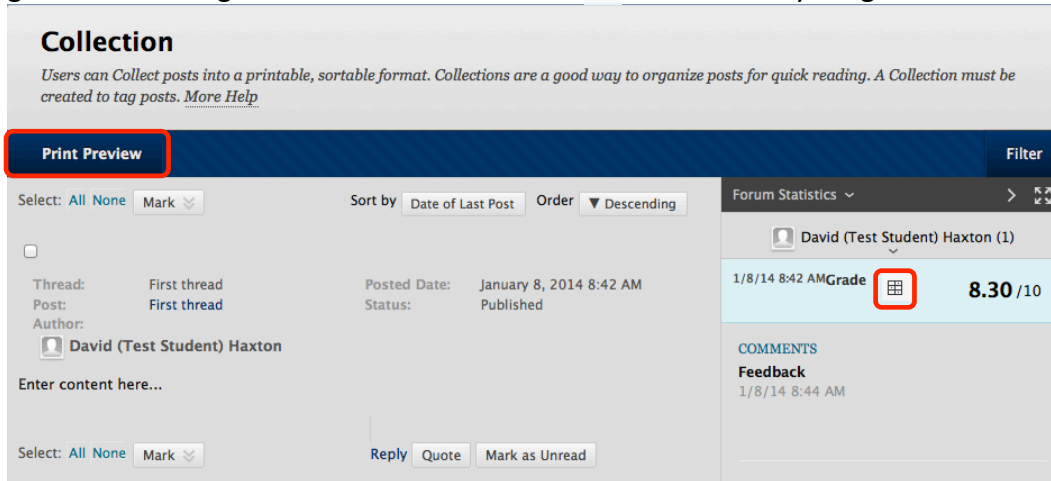
Message Actions

<input type="checkbox"/>	Thread	Author	Status	Date
<input type="checkbox"/>	Thread 1	 David (Test Student) Haxton	Published	1/7/14 8:38 AM

Message Actions

STUDENT TUTORIAL: VIEWING DISCUSSIONBOARD GRADE

- The grade for each of your contributions will then be displayed for you to review on the right and may also be printed by selecting **Print Preview**. If the discussion board is graded according to a rubric then select the  icon next to your grade.




Collection
Users can Collect posts into a printable, sortable format. Collections are a good way to organize posts for quick reading. A Collection must be created to tag posts. [More Help](#)

Print Preview Filter

Select: All None Mark ▾ Sort by Date of Last Post Order ▾ Descending Forum Statistics ▾ > ⌵

David (Test Student) Haxton (1)

1/8/14 8:42 AM **Grade**  **8.30 /10**

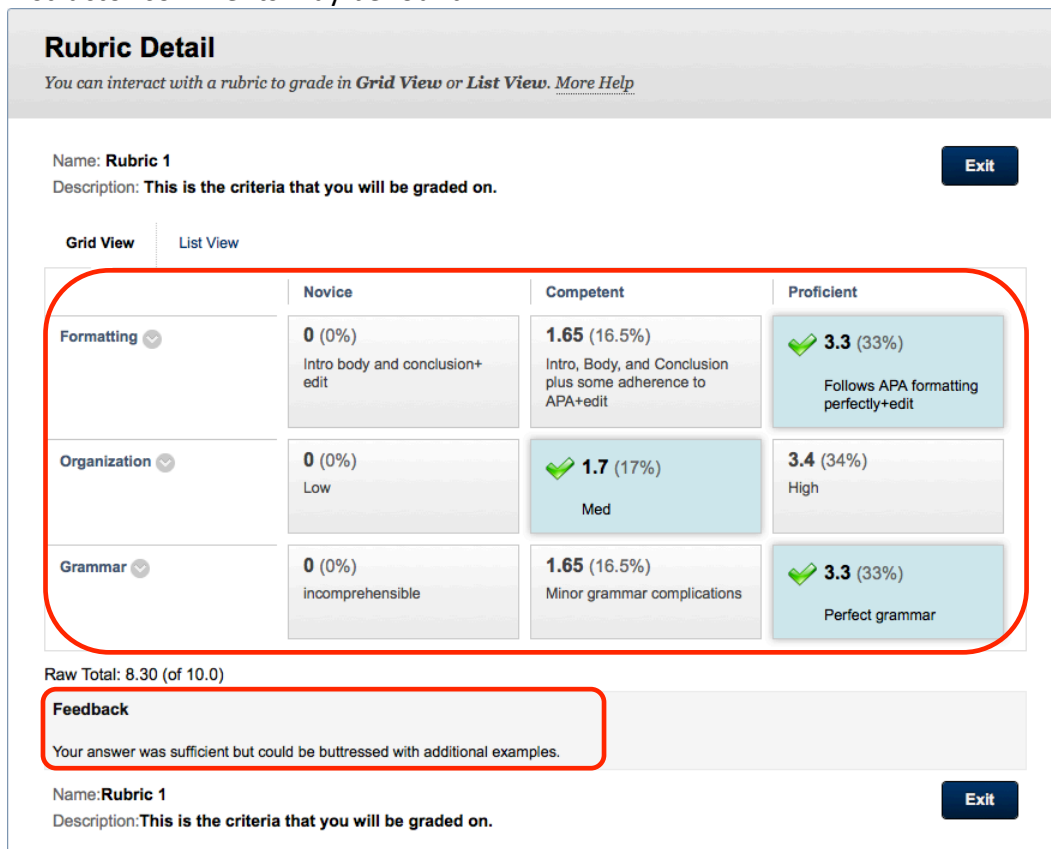
COMMENTS
Feedback
1/8/14 8:44 AM

Thread: First thread Posted Date: January 8, 2014 8:42 AM
Post: First thread Status: Published
Author: David (Test Student) Haxton

Enter content here...

Select: All None Mark ▾ Reply Quote Mark as Unread

- You will then be directed to **Rubric Detail**, where a breakdown of your grade and instructor comments may be found.



Rubric Detail
*You can interact with a rubric to grade in **Grid View** or **List View**. [More Help](#)*

Name: **Rubric 1** Exit
Description: **This is the criteria that you will be graded on.**

Grid View | List View

	Novice	Competent	Proficient
Formatting ▾	0 (0%) Intro body and conclusion+ edit	1.65 (16.5%) Intro, Body, and Conclusion plus some adherence to APA+edit	3.3 (33%) Follows APA formatting perfectly+edit
Organization ▾	0 (0%) Low	1.7 (17%) Med	3.4 (34%) High
Grammar ▾	0 (0%) incomprehensible	1.65 (16.5%) Minor grammar complications	3.3 (33%) Perfect grammar

Raw Total: 8.30 (of 10.0)

Feedback
Your answer was sufficient but could be buttressed with additional examples.

Name: **Rubric 1** Exit
Description: **This is the criteria that you will be graded on.**