

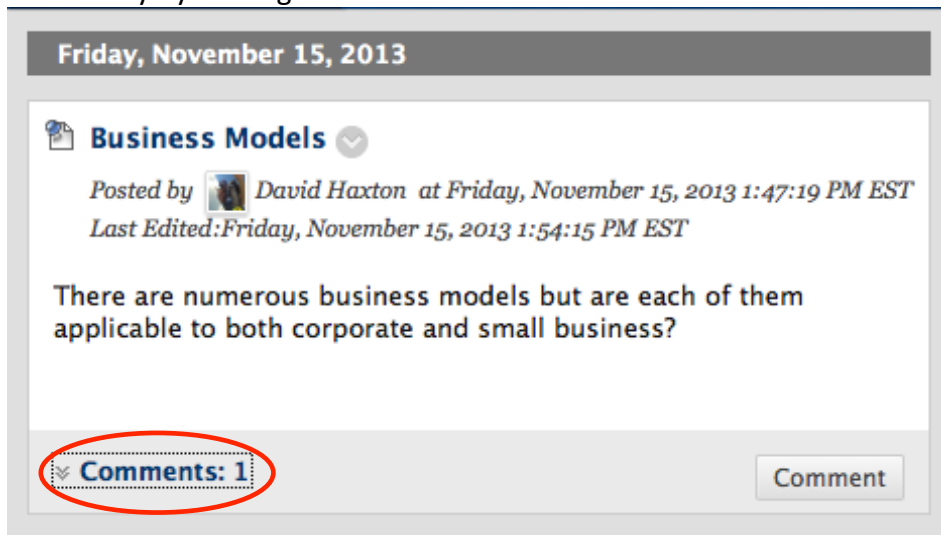
STUDENT TUTORIAL: ADDING COMMENTS TO BLOGS

WHY WOULD YOU USE THIS FEATURE:



Students and instructors can comment on blog entries of other students. Comments are an effective way to create dialogue with a user and expand on ideas or issues presented in an entry. Your instructor must first enable the comments feature for the blog before they can be created. The following tutorial will demonstrate how to access other users' blog entries and post comments on them.


HOW TO ACCESS AND COMMENT ON USER ENTRIES:

1. Access your course within **Blackboard**.
2. Locate and access the appropriate blog.
3. Once you have accessed the appropriate blog you may view previous comments made to an entry by clicking on the **Comments** link on the left.




Friday, November 15, 2013

 **Business Models** 

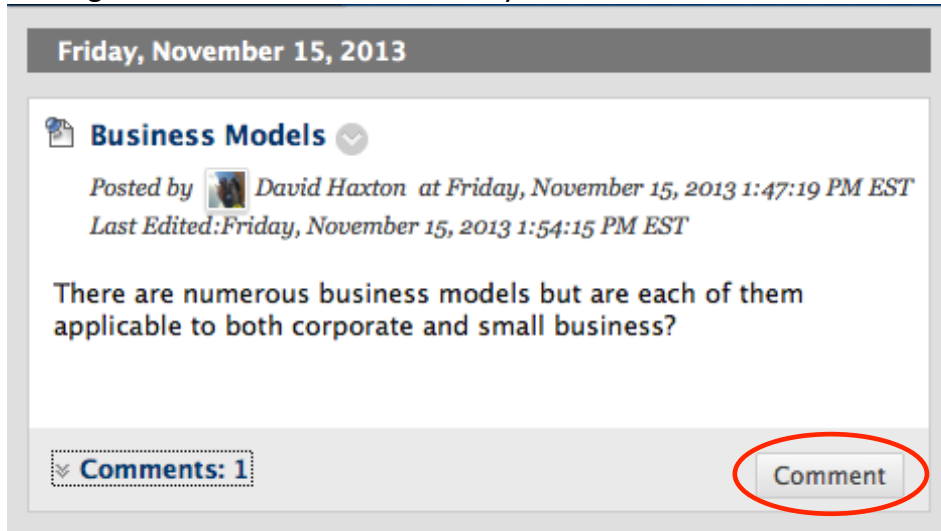
Posted by  David Haxton at Friday, November 15, 2013 1:47:19 PM EST
Last Edited: Friday, November 15, 2013 1:54:15 PM EST

There are numerous business models but are each of them applicable to both corporate and small business?

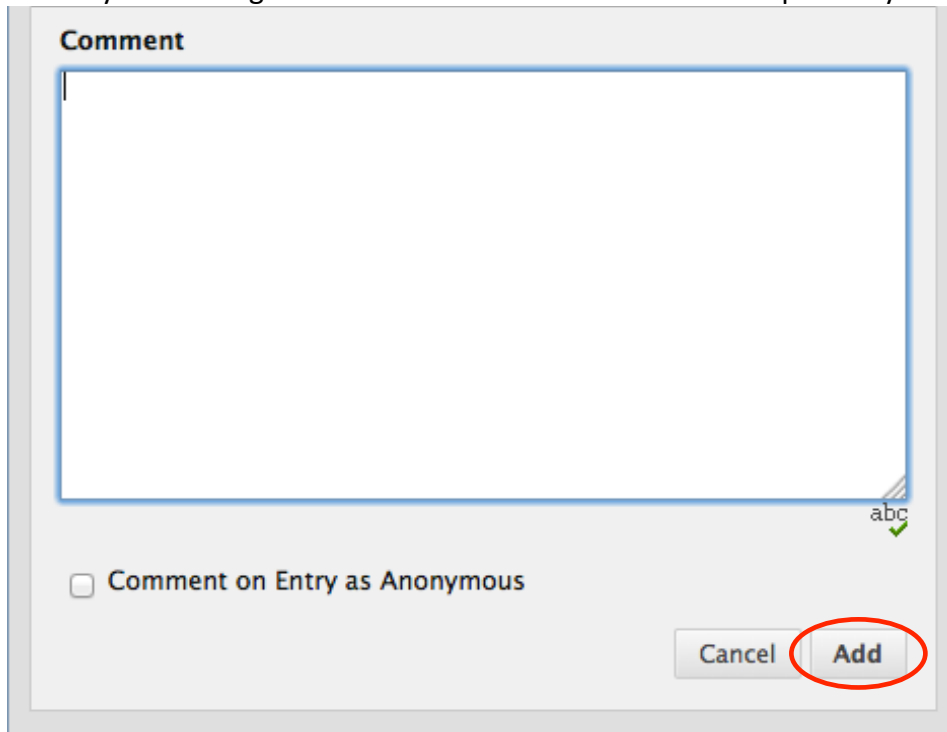


STUDENT TUTORIAL: ADDING COMMENTS TO BLOGS

- Once you have accessed the appropriate blog you may post a comment to an entry by clicking **Comment** underneath an entry.



- Create your message in the comment field and click **Add** to publish your comment.



- Your comment will be added to the blog and will appear underneath the original entry.