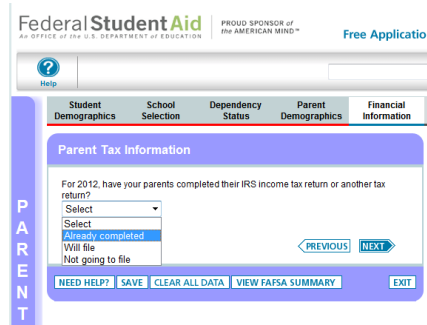
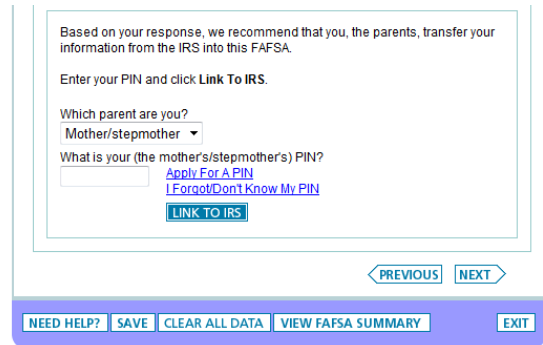
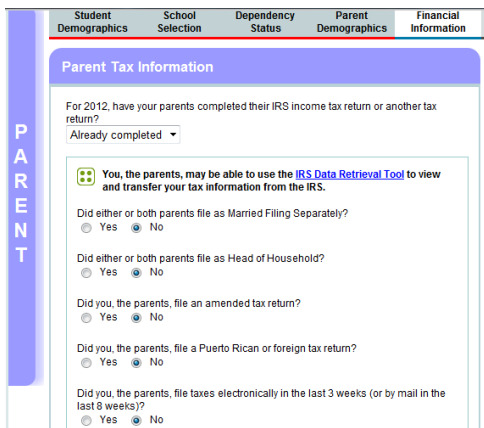


IRS Data Retrieval on the FAFSA

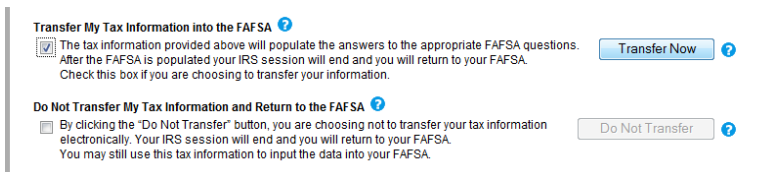
Step 1: Login to www.fafsa.ed.gov and click on the Financial Information tab- If the student is a dependent student the parent's tax information section will display first- select "Already Completed"



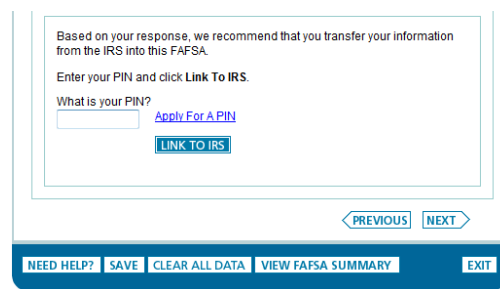
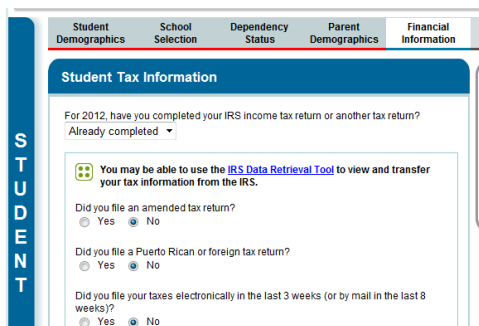
Step 2: Answer the questions as they apply to the parent. If you are eligible for the IRS data retrieval based on your answers, select which parent, enter parent's pin and link to IRS.



Step 3: Complete the transfer of the tax information from IRS site. Select Transfer Now.



Step 4: Complete same process for the student- Select "Already Completed" and answer the questions as they apply to the student. If eligible for IRS data retrieval based on the answers, enter student's pin and link to IRS



Step 5: Complete the transfer of tax information from the IRS site. Select Transfer now.

Step 6: Proceed to the Sign & Submit tab- sign with Student and Parent pin and click submit my FAFSA now