

# UPRAC Financial Report



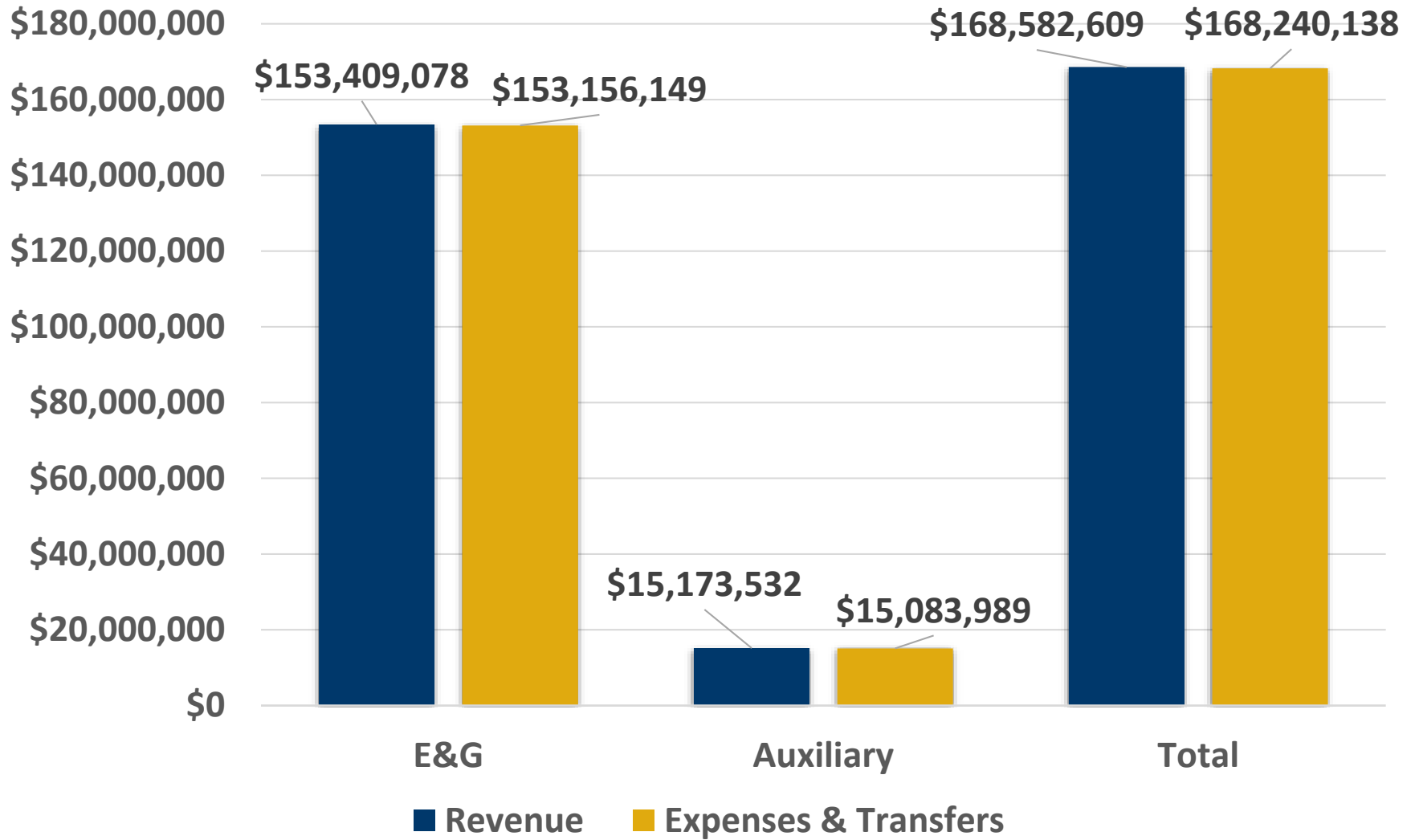
***FY 2016 Year-End Summary & FY 2018 Budget Planning***

**Dr. Richard Brown & Tyler Forrest**

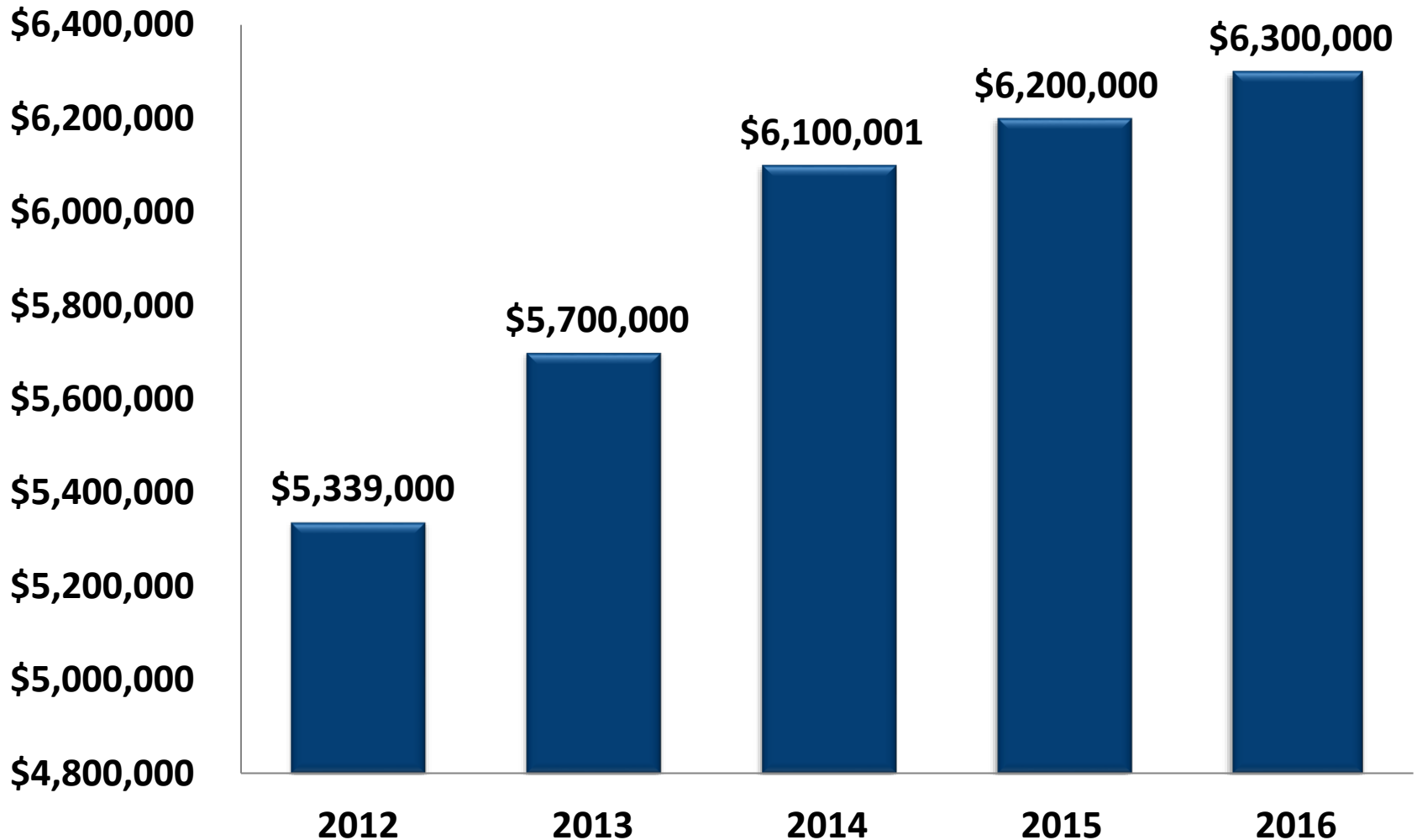
We Shall Achieve

 THE UNIVERSITY OF TENNESSEE  
CHATTANOOGA

# FY 16 Revenue & Expense Actuals

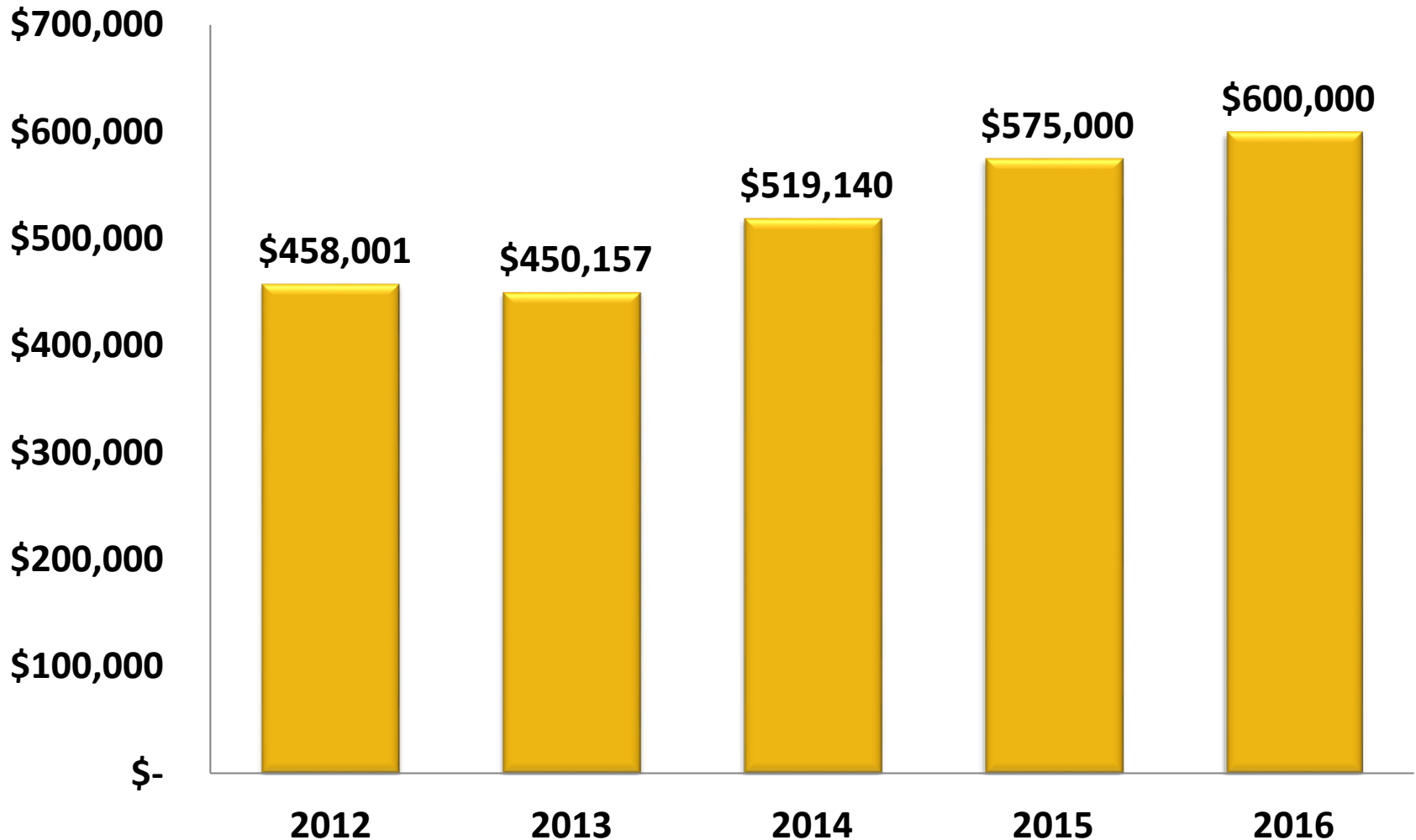


# E&G Fund Balance



*The fund balance represents 4.11% of unallocated expenditures and transfers.*

# Auxiliary Fund Balance



*The fund balance represents 3.98% of unallocated expenditures and transfers.*

# Division Carryovers

Division	Approved Carryover	Discretionary Carryover	Total
Chancellor	0	355,935	355,935
Academic Affairs	741,868	2,935,099	3,676,967
FOIT	2,202,683	673,226	2,875,909
Student Development	3,195	1,481	4,676
Athletics	632	15	647
Comm & Mkt	0	-869	-869
Institutional	0	4,749,541	4,749,541
Auxiliary/Housing	0	3,410,280	3,410,280
<b>Total</b>	<b>\$2,948,378</b>	<b>\$12,124,708</b>	<b>\$15,073,086</b>

# Fee Transfers to R&R

Fee	Transfer to R&R
Green Fee	-68,998
Facility Fee	1,653,256
Technology Fee	514
Health Fee	164,990
Student Activity Fee	0
Library Fee	111,230
Online Access Fee	2,105,223
Transportation Fee	677,046
Mosaic Program Fee	21,781
Business Differential Fee	862,639
Engineering Differential Fee	-149,361
Nursing Differential Fee	35,522
<b>Total</b>	<b>\$5,413,842</b>

# FY 2017 Centrally Funded Bonus Pool

Division	Salary	Benefits	Total
Chancellor	\$7,409	\$1,556	\$8,964
FOIT	71,259	14,964	86,223
Academic Affairs - Faculty	259,730	54,543	314,274
Academic Affairs - Staff	103,942	21,828	125,770
Student Development	11,682	2,453	14,135
Athletics	39,715	8,340	48,055
Communication & Marketing	6,263	1,315	7,578
<b>Total</b>	<b>\$500,000</b>	<b>\$105,000</b>	<b>\$605,000</b>

*Self-funded and auxiliary units will fund bonus pools within their accounts.*

# Strategy & Issues Going Forward

- Tuition & fees benchmarking
- State political climate – THEC & new boards
- State revenue outlook – Sales tax
- Drive to 55 attainment goals
- Tennessee Complete College Act
- Tennessee Promise strategy for CC Partnerships
- Online education competitiveness
- Marketing and communication
- Alternative revenue streams
- Philanthropy and fund raising
- Accreditation and academic quality



# FY 18 Budget Priorities

- Academic Affairs support services
- Classroom furnishings
- Communications
- Computer refresh
- Faculty hires
- Human Resources
- Instructional technology
- Physical Plant – Custodial and grounds
- Safety – Additional police officers
- Salary increases – Performance based
- Stud Dev – Seed money for outside experiences
- Undergraduate research

# FY 2018 Potential Revenue & Investments

## Revenue

Maintenance Fee (HEPI Rate - 2.2%)	\$1,627,876	\$1,627,876	\$1,627,876
Enrollment Growth (Est. - 138.1 FTE from FY17)	800,000	800,000	800,000
State Appropriations (Est. New Approp. Only)	1,155,100	1,155,100	1,155,100
<b>Total</b>	<b>\$3,582,976</b>	<b>\$3,582,976</b>	<b>\$3,582,976</b>

## Fixed Expenses

Salary Pool & Benefits	1%	\$756,800	2%	\$1,513,601	3%	\$2,270,401
Faculty Promotions & UCF Rollovers		250,000		250,000		250,000
Scholarship Adjustment		285,642		285,642		285,642
System Charge		100,000		100,000		100,000
Utilities		200,000		200,000		200,000
<b>Total</b>		<b>\$1,592,442</b>		<b>\$2,349,243</b>		<b>\$3,106,043</b>

<b>Funds Available for Appropriation</b>	<b>\$1,990,534</b>	<b>\$1,233,733</b>	<b>\$476,933</b>
--	--------------------	--------------------	------------------