

# Division of Academic Affairs

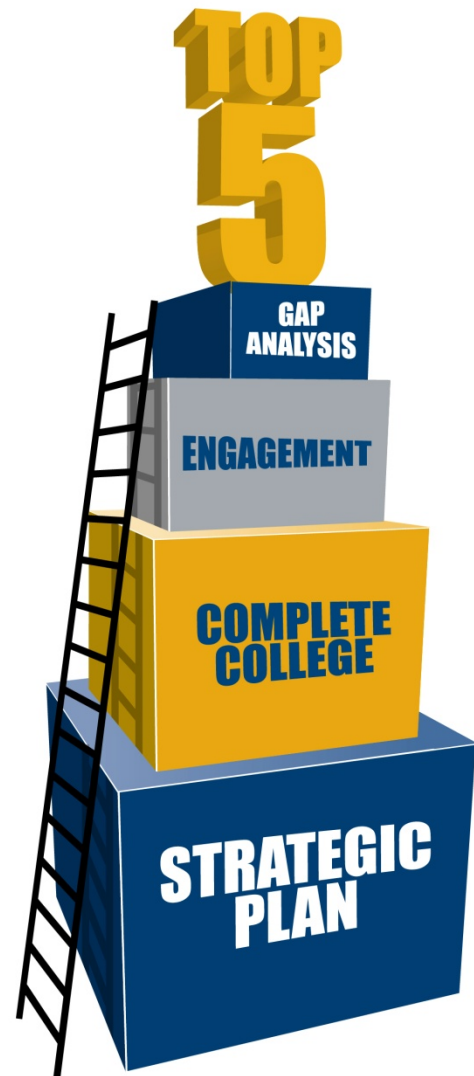
## FY2012 Budget Hearings

February 28, 2011



## Bowen's Law of Higher Education

**“Universities will raise all the money they can, and they will spend all the money they raise.”**



## Achieving the Goal

## Metrics

Area	Metrics
<b>Undergraduate Education</b>	Peer assessment 25%
	Six-year graduation rate 20%
	Freshman retention 5%
	ACT equivalent (75 <sup>th</sup> /25 <sup>th</sup> percentile) 8%
<b>Graduate Education</b>	Number of Bachelor's degrees
	Percent of students with Pell Grants
	Number of Master's degrees
<b>Faculty</b>	Graduate students as percentage of total students
	Professor Salary (Full, associate, assistant) 7%
<b>Financial Resources</b>	Student/ faculty ratio 1%
	Spending per student on instruction, support, student services, and related educational expenditures 10%
	Tuition and fees: In-state and Out-of-state
	Endowment per student
<b>Research and External Funding</b>	Alumni giving rate 5%
	Total research expenditures

Metrics in grey are *U.S. News and World Report* ranking criteria

## Benchmarks for Progress

A comparison of UTC rankings to those ranked in the Top 10 and Top 5.

	Top 5	Top 10	UTC
Peer Assessment	3.6	3.0	3.0
Six Year Graduation Rate	70.9%	55.5%	42.0%
Freshmen Retention Rate	85.3%	74.2%	67.0%
ACT Composite	27/22	25/19	25/20
Full Professor Salaries	\$86,083	\$80,020	\$84,400
Associate Professor Salaries	\$69,067	\$65,420	\$65,700
Assistant Professor Salaries	\$57,233	\$54,680	\$56,100
Student/Faculty Ratio	16.2	16.7	18.0
Instructional Expenditures per Student	\$14,369	\$12,789	\$10,392
Alumni Giving Rate	14.1%	9.3%	4.5%

### UTC Timeline

2011

2012

2013

2014

2015

2016

2017

2018

2019

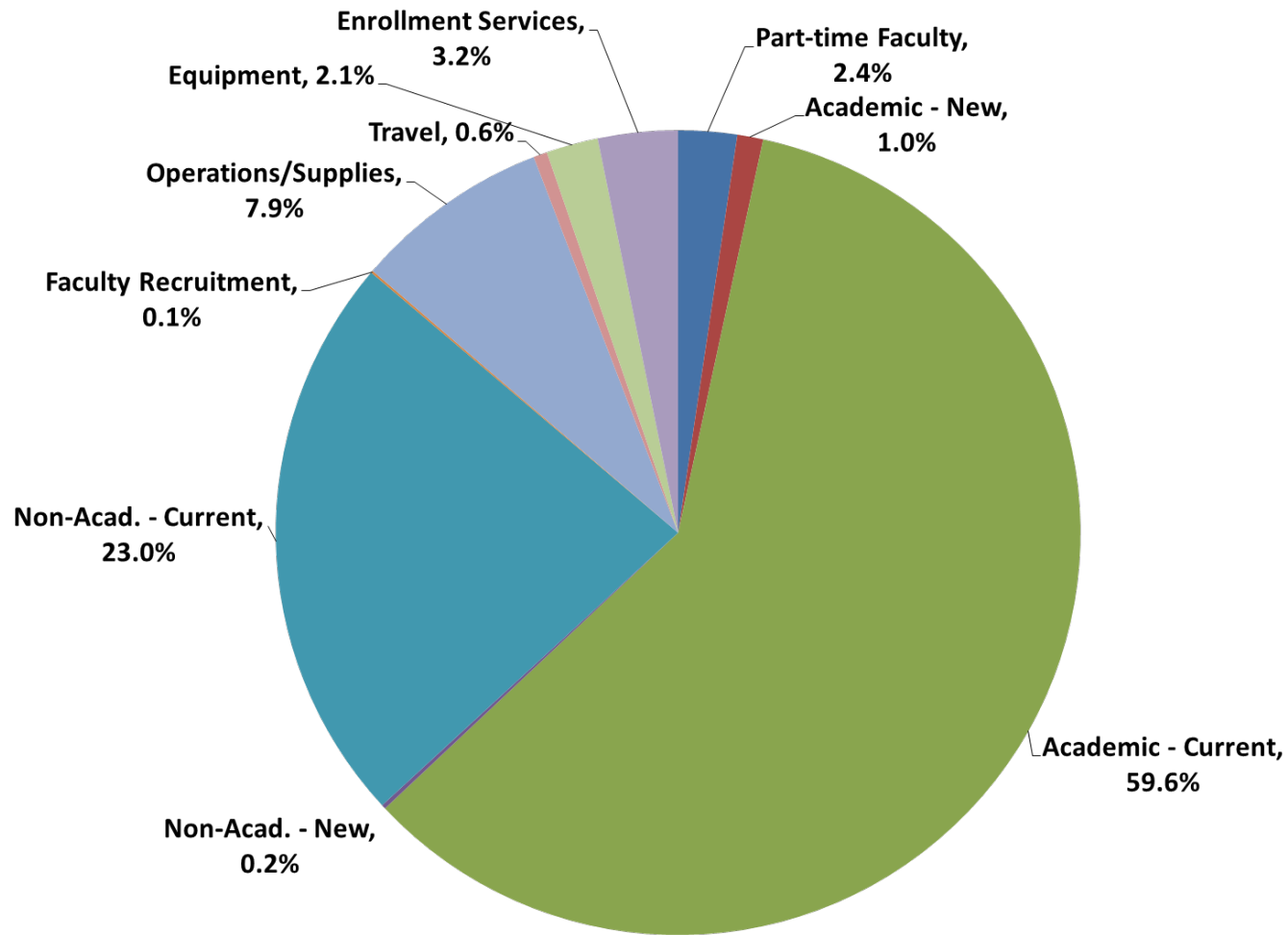
2020

2021

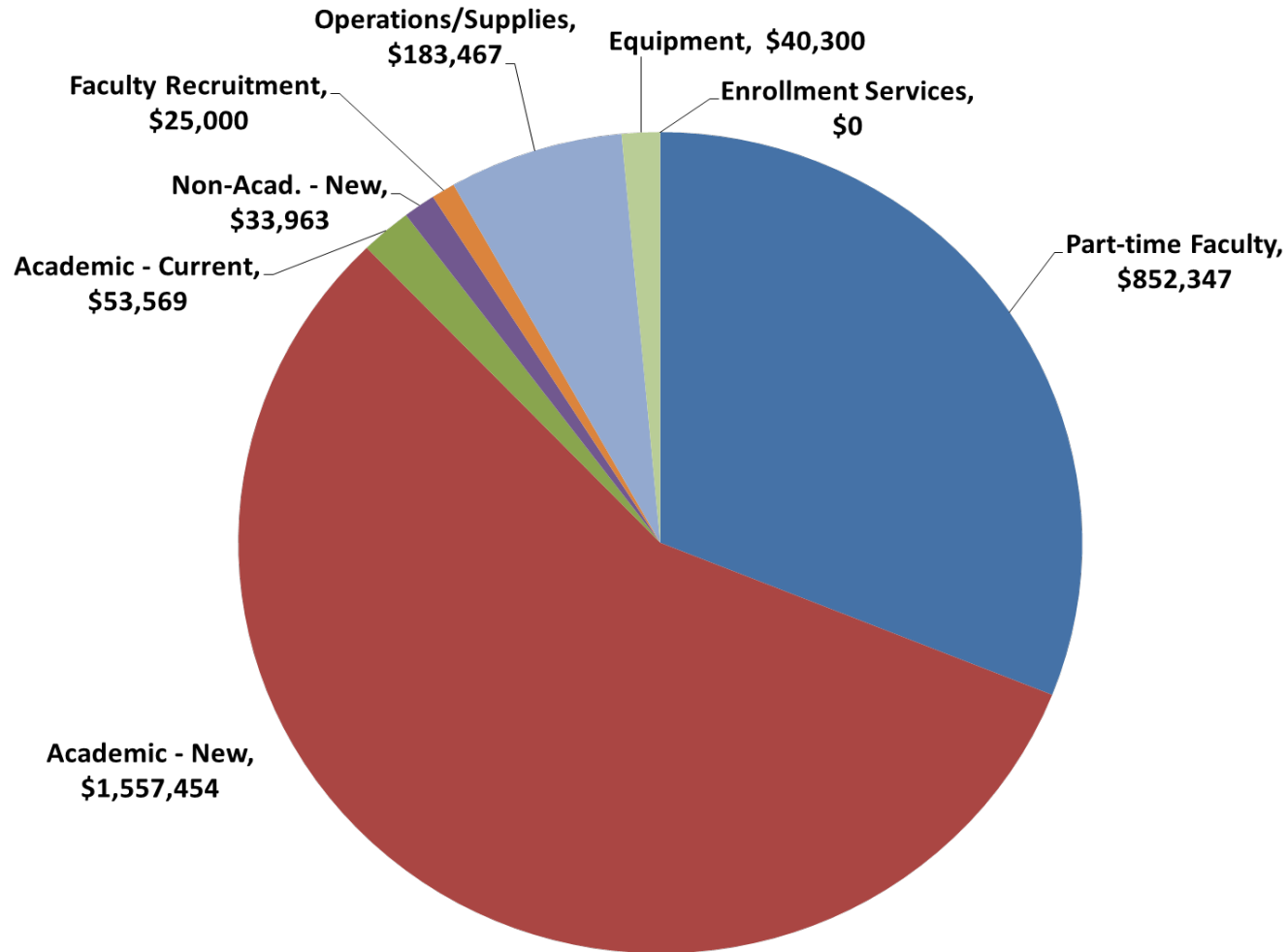
**TOP 10**

**TOP 5**

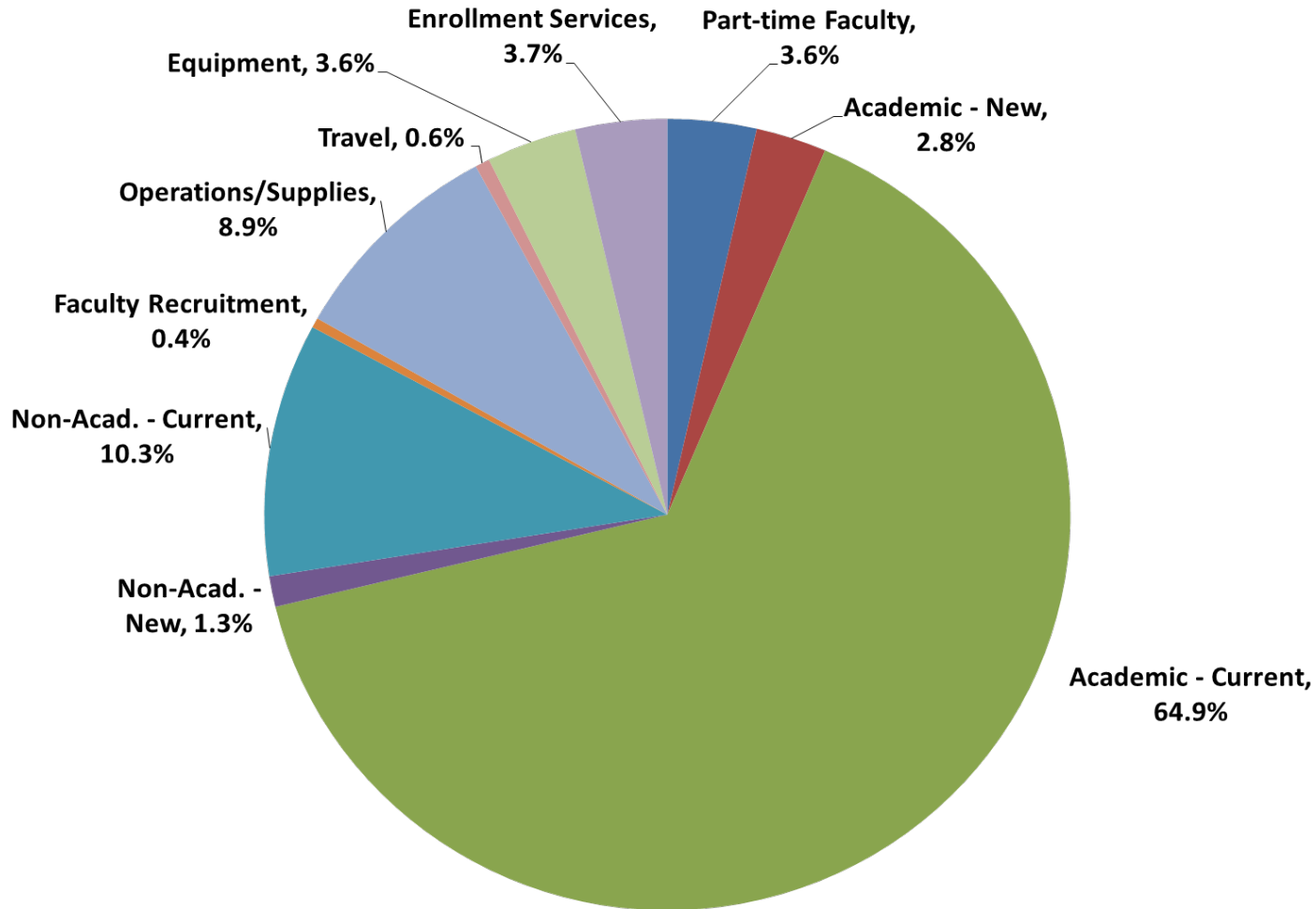
## FY2011 Budget for Academic Affairs Division: \$59,480,454



## FY2011 Use of One-Time Funds in Academic Affairs: \$2,746,100

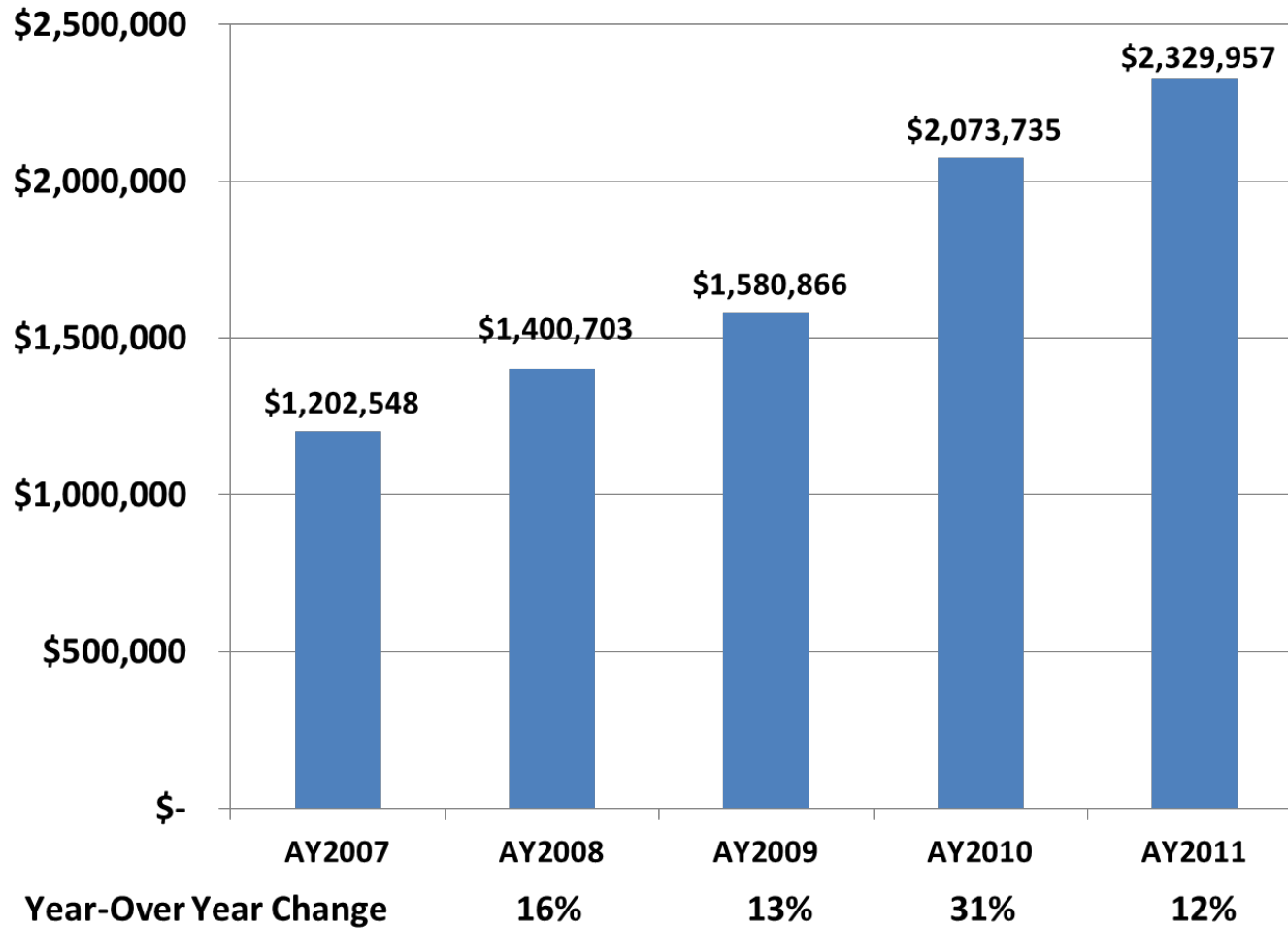


## FY2012 Budget Request for Academic Affairs: \$62,469,237





## Growth in Part-Time Instructional Budget



## **Budget Priorities in Academic Affairs (FY12-14)**

- **Add \$0.5M to Part-Time Instructional Budget and Index to Enrollment Growth**
- **Gain approval for \$25 per semester Library fee**
- **Increase Faculty salaries to Peer Average**
- **Add 50 new Faculty positions over 3 years**
- **Add \$2 million to Operating Budget over 3 years**