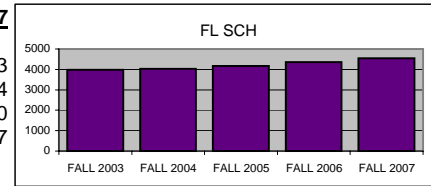


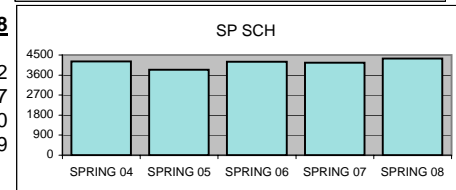
UTC DEPARTMENT PROFILE: History

STUDENT CREDIT HOUR PRODUCTION

	<u>FALL 2003</u>	<u>FALL 2004</u>	<u>FALL 2005</u>	<u>FALL 2006</u>	<u>FALL 2007</u>
LOWER	3117	3270	3219	3558	3693
UPPER	855	749	947	793	854
GRADUATE	6	3	6	0	0
TOTAL	3978	4022	4172	4351	4547

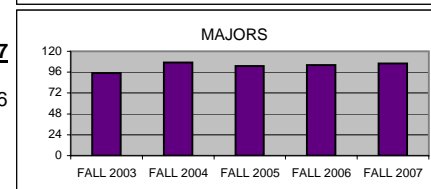


	<u>SPRING 04</u>	<u>SPRING 05</u>	<u>SPRING 06</u>	<u>SPRING 07</u>	<u>SPRING 08</u>
LOWER	3120	3013	3066	3201	3492
UPPER	1083	827	1133	960	847
GRADUATE	3	3	3	0	0
TOTAL	4206	3843	4202	4161	4339



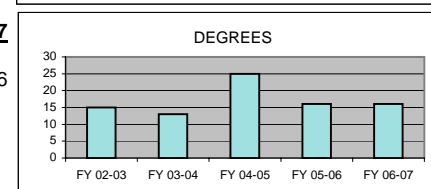
MAJOR ENROLLMENT

	<u>FALL 2003</u>	<u>FALL 2004</u>	<u>FALL 2005</u>	<u>FALL 2006</u>	<u>FALL 2007</u>
BA HISTORY	95	107	103	104	106



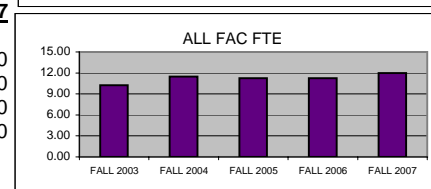
DEGREES AWARDED

	<u>FY 02-03</u>	<u>FY 03-04</u>	<u>FY 04-05</u>	<u>FY 05-06</u>	<u>FY 06-07</u>
BA HISTORY	15	13	25	16	16



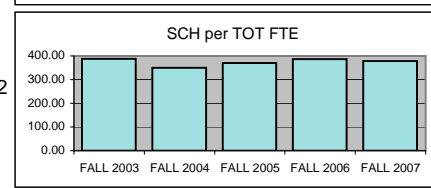
FTE FACULTY

	<u>FALL 2003</u>	<u>FALL 2004</u>	<u>FALL 2005</u>	<u>FALL 2006</u>	<u>FALL 2007</u>
FULL-TIME Tenured/Tenure Track	8.50	8.50	8.00	6.50	7.50
FULL-TIME Non-Tenure Track	1.00	1.00	1.00	2.00	3.00
PART-TIME (Adjunct)	0.75	2.00	2.25	2.75	1.50
TOTAL	10.25	11.50	11.25	11.25	12.00



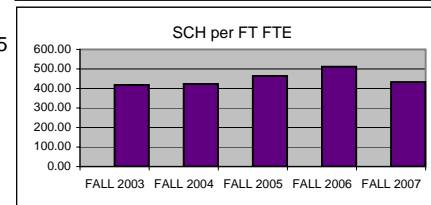
SCH PER FTE FACULTY (ADJUNCT INCL)

	<u>FALL 2003</u>	<u>FALL 2004</u>	<u>FALL 2005</u>	<u>FALL 2006</u>	<u>FALL 2007</u>
	388.10	349.74	370.84	386.76	378.92



SCH PER FULL-TIME FTE FACULTY (includes both full-time figures above)

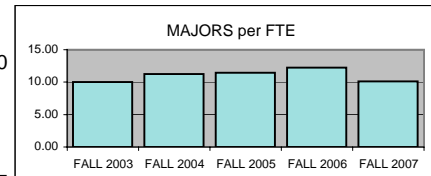
	<u>FALL 2003</u>	<u>FALL 2004</u>	<u>FALL 2005</u>	<u>FALL 2006</u>	<u>FALL 2007</u>
	418.74	423.37	463.56	511.88	433.05



MAJORS PER FULL-TIME FTE FACULTY

(includes both full-time figures above)

<u>FALL 2003</u>	<u>FALL 2004</u>	<u>FALL 2005</u>	<u>FALL 2006</u>	<u>FALL 2007</u>
10.00	11.26	11.44	12.24	10.10



BUDGET ALLOCATIONS

Base budget figures as of 07/01, beginning of each fiscal year.

	<u>7/1/03</u>	<u>7/1/04</u>	<u>7/1/05</u>	<u>7/1/06</u>	<u>7/1/2007</u>
SALARIES	\$484,330	\$486,422	\$508,298	\$519,071	\$538,641
OPERATING	\$4,920	\$4,920	\$4,920	\$8,363	\$8,363
TOTAL	\$489,250	\$491,342	\$513,218	\$527,434	\$547,004

ACTUAL YEAR END EXPENDITURES

Includes benefits, longevity pay and adjunct salaries for fiscal year.

ADJUNCT SALARIES

	<u>03-04</u>	<u>04-05</u>	<u>05-06</u>	<u>06-07</u>	<u>07-08</u>
FALL	\$2,400	\$11,806	\$14,250	\$17,125	\$9,400
SPRING	\$6,932	\$8,820	\$11,150	\$12,500	\$10,000

EXTERNAL GRANT FUNDING

Grant funding figures are for fiscal year completed just before current Fall semester.

COST PER SCH (Fall & Spring)

Actual Expenditures/(Fall SCH + Spring SCH)

	<u>03-04</u>	<u>04-05</u>	<u>05-06</u>	<u>06-07</u>
Department	\$87.30	\$94.84	\$92.09	\$81.49
College	\$129.47	\$127.37	\$130.60	\$133.94
University	\$142.66	\$145.95	\$152.71	\$159.26

SCHOLARLY WORKS (T/TT ONLY)

	<u>Cal Yr 2007</u>
Paper Presentations	2
Journal Articles	4
Books Authored	1
Books Edited	1
Juried Shows, Performances	0
All Scholarly Works Total	8

SCHOLARSHIP PER FAC FTE (T/TT ONLY)

Department	1.07
College	3.90
University	3.58

