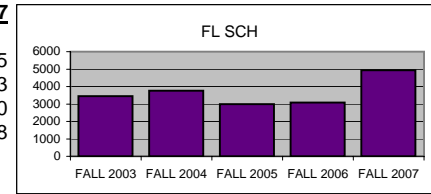


UTC DEPARTMENT PROFILE: Education - Teacher Preparation Academy

STUDENT CREDIT HOUR PRODUCTION

	FALL 2003	FALL 2004	FALL 2005	FALL 2006	FALL 2007
LOWER	372	463	459	519	1015
UPPER	3072	3300	2529	2557	3923
GRADUATE	0	0	0	0	0
TOTAL	3444	3763	2988	3076	4938

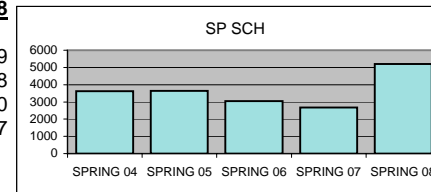
Figures include hours from HECO programs which moved into the department in Fall 2007.



SPRING 04 SPRING 05 SPRING 06 SPRING 07 SPRING 08

	SPRING 04	SPRING 05	SPRING 06	SPRING 07	SPRING 08
LOWER	585	524	454	391	1039
UPPER	3030	3113	2590	2286	4168
GRADUATE	0	0	0	0	0
TOTAL	3615	3637	3044	2677	5207

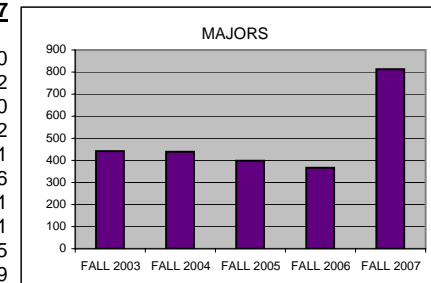
Figures include hours from HECO programs which moved into the department in Fall 2007.



MAJOR ENROLLMENT

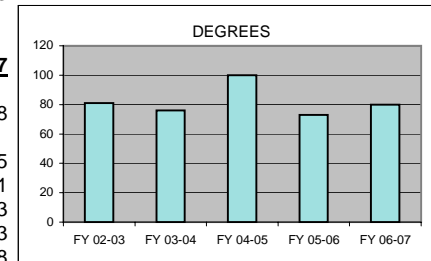
	FALL 2003	FALL 2004	FALL 2005	FALL 2006	FALL 2007
BS EARLY CHILDHOOD	0	1	0	0	0
BS EXCEPTIONAL LEARNING	70	69	61	40	42
BS FOREIGN LANGUAGE ED			2	11	10
BS MIDDLE GRADES EDUCATION	88	84	61	64	72
BS MULTIDISC SCHOOL LEARNING	8				1
BS SECONDARY ENGLISH	85	79	91	75	66
BS SECONDARY FOREIGN LANGUAGE	8	9	6	2	1
BS SECONDARY MATH	37	35	29	32	41
BS SECONDARY NATURAL SCIENCES	33	37	31	35	35
BS SECONDARY SOCIAL SCIENCES	93	104	105	86	89
PB TEACHER CERTIFICATION	20	21	12	22	24
BS HECO: PRE K-3/K-4					119
BS HECO: CHILD/FAMILY STUDIES					56
BS HECO: EARCH CHILDHOOD ED					257
TOTAL	442	439	398	367	813

HECO programs moved into TPA in Fall 2007, and will become part of the new Early Childhood major once it is approved by THEC.



DEGREES AWARDED

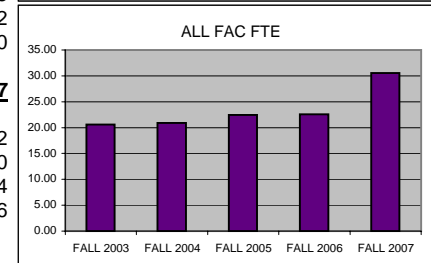
	FY 02-03	FY 03-04	FY 04-05	FY 05-06	FY 06-07
BS MIDDLE GRADES EDUCATION	22	22	27	17	18
BS MULTIDISC SCHOOL LEARNING	6	2	2		
BS SECONDARY ENGLISH	13	14	13	9	25
BS SECONDARY FOREIGN LANGUAGE	2	1	0	1	1
BS SECONDARY MATH	3	3	7	1	3
BS SECONDARY NATURAL SCIENCES	6	4	8	10	3
BS SECONDARY SOCIAL SCIENCES	15	12	27	20	18
BS EXCEPTIONAL LEARNING	14	18	16	15	12
TOTAL	81	76	100	73	80



FTE FACULTY

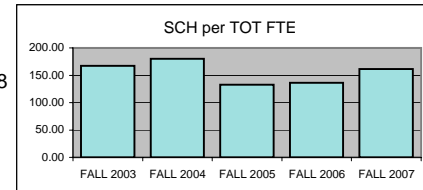
	FALL 2003	FALL 2004	FALL 2005	FALL 2006	FALL 2007
FULL-TIME Tenured/Tenure Track	11.50	12.91	13.41	14.33	16.42
FULL-TIME Non-Tenure Track	3.67	1.50	1.50	0.00	0.00
PART-TIME (Adjunct)	5.41	6.47	7.56	8.23	14.14
TOTAL	20.58	20.88	22.47	22.56	30.56

Some HECO faculty moved into TPA in Fall 2007.



SCH PER FTE FACULTY (ADJUNCT INCL)

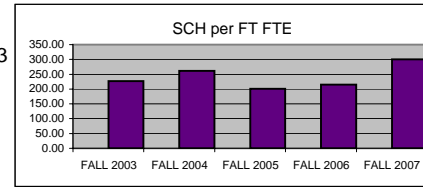
<u>FALL 2003</u>	<u>FALL 2004</u>	<u>FALL 2005</u>	<u>FALL 2006</u>	<u>FALL 2007</u>
167.35	180.22	132.98	136.35	161.58



SCH PER FULL-TIME FTE FACULTY

(includes both full-time figures above)

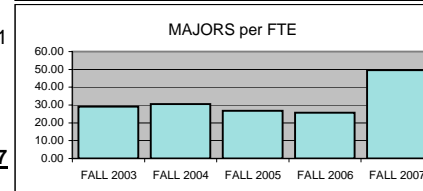
<u>FALL 2003</u>	<u>FALL 2004</u>	<u>FALL 2005</u>	<u>FALL 2006</u>	<u>FALL 2007</u>
227.03	261.14	200.40	214.65	300.73



MAJORS PER FULL-TIME FTE FACULTY

(includes both full-time figures above)

<u>FALL 2003</u>	<u>FALL 2004</u>	<u>FALL 2005</u>	<u>FALL 2006</u>	<u>FALL 2007</u>
29.14	30.46	26.69	25.61	49.51



BUDGET ALLOCATIONS

Base budget figures as of 07/01, beginning of each fiscal year.

	<u>7/1/03</u>	<u>7/1/04</u>	<u>7/1/05</u>	<u>7/1/06</u>	<u>7/1/2007</u>
SALARIES	\$837,040	\$853,988	\$884,015	\$936,647	\$952,484
OPERATING	\$16,130	\$16,130	\$16,130	\$21,838	\$21,838
TOTAL	\$853,170	\$870,118	\$900,145	\$958,485	\$974,322

ACTUAL YEAR END EXPENDITURES	7/1/03	7/1/04	7/1/05	7/1/06	7/1/2007
	\$1,091,857	\$1,228,332	\$1,263,365	\$1,314,652	

Includes benefits, longevity pay and adjunct salaries for fiscal year.

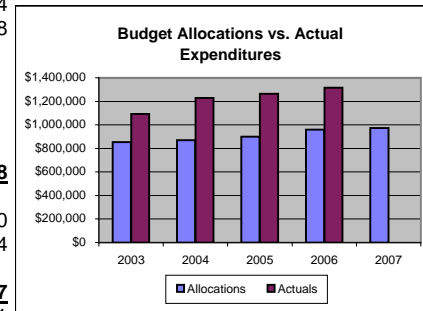
ADJUNCT SALARIES

	<u>03-04</u>	<u>04-05</u>	<u>05-06</u>	<u>06-07</u>	<u>07-08</u>
FALL	\$29,647	\$35,774	\$55,280	\$53,562	\$74,120
SPRING	\$27,689	\$49,388	\$50,582	\$52,245	\$94,884

EXTERNAL GRANT FUNDING

Grant funding figures are for fiscal year completed just before current Fall semester.

	<u>02-03</u>	<u>03-04</u>	<u>04-05</u>	<u>05-06</u>	<u>06-07</u>
	\$1,042,992	\$737,079	\$835,714	\$4,513,706	\$1,001,191



COST PER SCH (Fall & Spring)

Actual Expenditures/(Fall SCH + Spring SCH)

03-04**04-05****05-06****06-07**

Department

\$154.68

\$165.99

\$209.44

\$228.52

College

\$160.26

\$160.23

\$172.11

\$191.14

University

\$142.66

\$145.95

\$152.71

\$159.26

SCHOLARLY WORKS (T/TT ONLY)**Cal Yr 2007**

Paper Presentations

66

Journal Articles

23

Books Authored

4

Books Edited

11

Juried Shows, Performances

0

All Scholarly Works Total

104

SCHOLARSHIP PER FAC FTE (T/TT ONLY)

Department

6.33

College

4.03

University

3.58