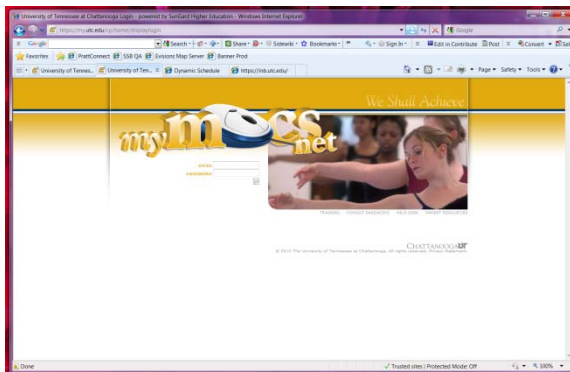


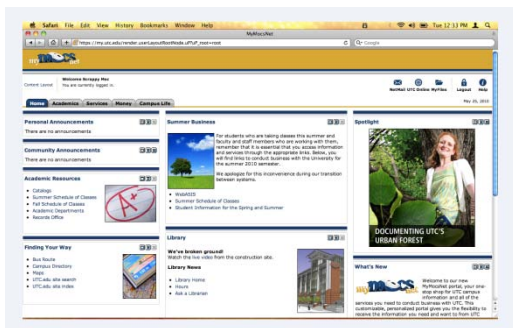
How to DROP Courses:



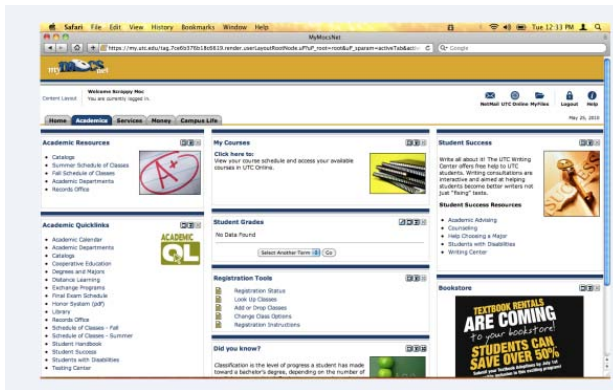
On the main UTC webpage, www.utc.edu, click the “My MocsNet” link located near the top right-hand corner of the page.



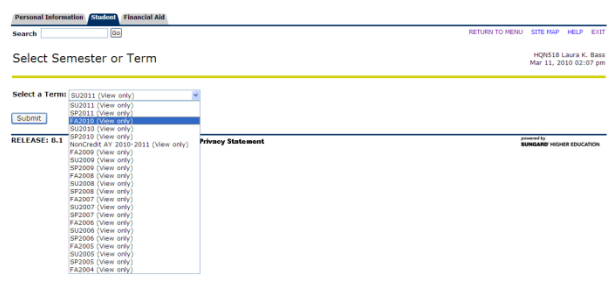
You will be prompted to enter your UTC ID and password. Click the “Go” button when fields are completed.



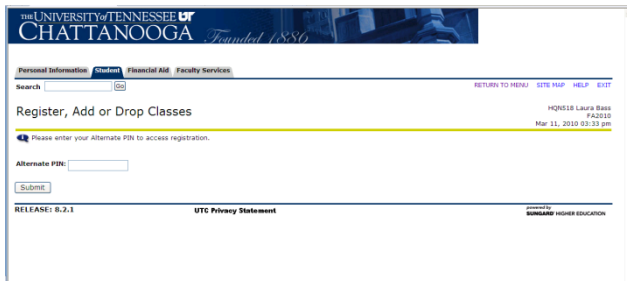
To register for Fall 2010 classes (and later), click the Academics tab. To register for Summer 2010, click the Student Information link within the Summer Business box (center of page) and follow the prompts.



Under the Registration Tools heading, click the “Add or Drop Classes” link.



Select a term from the drop-down box: “FA2010”. Click the “Submit” button.



Enter your Alternate PIN in the field provided. The Alternate PIN is your Advisement Code. Click the “Submit” button.

Register, Add or Drop Classes

Personal Information Academic Financial Aid Faculty Services

Search [] RETURN TO MENU SITE MAP HELP EXIT

HQ9518 Laura Bass
FA2010
Mar 11, 2010 04:10 pm

To add a class, enter the Course Reference Number in the Add Classes section. To drop a class, use the options available in the Action pull-down list.

Current Schedule

Status	Action	CRN	Subj	Crse	Sec Level	Cred	Grade Mode	Title
Drop/Delete (Roll Correct) on Feb 26, 2010	None	41556	SPAN	3310	0	Undergraduate	0.000 Standard Letter	Masterpieces of Spanish Literature
Drop/Delete (Roll Correct) on Feb 26, 2010	None	42558	ESC	1500	2	Undergraduate	0.000 Standard Letter	Introduction to Environmental Science I
Drop/Delete (Roll Correct) on Feb 26, 2010	None	41000	BIOI	4999	0	Undergraduate	0.000 Repeatable Standard	Coral Reef Ecology
Web Registered on Feb 26, 2010	None	40189	ENGL	1010	19	Undergraduate	3.000 Standard Letter	Rhetoric and Composition
Web Registered on Mar 11, 2010	None	40152	ENGL	1130	20	Undergraduate	3.000 Standard Letter	Western Humanities I
Web Registered on Mar 11, 2010	Web Drop	40362	ENGL	5760	0	Graduate	3.000 Repeatable Standard	British Transitional Literature
Web Registered on Mar 11, 2010	Web Drop After 1st 2 Weeks	40926	BIOI	1910L	1	Undergraduate	0.000 Standard Letter	Functional Human Anatomy Laboratory
Web Registered on Mar 11, 2010	Web Drop 3rd 2 Weeks	41476	ACC	5890	0	Graduate	3.000 Repeatable Standard	Accounting Policy

Total Credit Hours: 12.000
Billing Hours: 12.000
Minimum Hours: 0.500
Maximum Hours: 20.000
Date: Mar 11, 2010 04:10 pm

Add Classes Worksheet

Next to the appropriate CRN (for example, 40152), select “Web Drop” from the Action drop-down box. Click the “Submit Changes” button at the bottom of the screen.

Register, Add or Drop Classes

Personal Information Academic Financial Aid Faculty Services

Search [] RETURN TO MENU SITE MAP HELP EXIT

HQ9518 Laura Bass
FA2010
Mar 11, 2010 04:14 pm

To add a class, enter the Course Reference Number in the Add Classes section. To drop a class, use the options available in the Action pull-down list.

Current Schedule

Status	Action	CRN	Subj	Crse	Sec Level	Cred	Grade Mode	Title
Drop/Delete (Roll Correct) on Feb 26, 2010	None	41556	SPAN	3310	0	Undergraduate	0.000 Standard Letter	Masterpieces of Spanish Literature
Drop/Delete (Roll Correct) on Feb 26, 2010	None	42558	ESC	1500	2	Undergraduate	0.000 Standard Letter	Introduction to Environmental Science I
Drop/Delete (Roll Correct) on Feb 26, 2010	None	41000	BIOI	4999	0	Undergraduate	0.000 Repeatable Standard	Coral Reef Ecology
Web Registered on Feb 26, 2010	None	40189	ENGL	1010	19	Undergraduate	3.000 Standard Letter	Rhetoric and Composition
Web Registered on Mar 11, 2010	None	40362	ENGL	5760	0	Graduate	3.000 Repeatable Standard	British Transitional Literature
Web Registered on Mar 11, 2010	None	40926	BIOI	1910L	1	Undergraduate	0.000 Standard Letter	Functional Human Anatomy Laboratory
Web Registered on Mar 11, 2010	None	41476	ACC	5890	0	Graduate	3.000 Repeatable Standard	Accounting Policy

Total Credit Hours: 9.000
Billing Hours: 9.000
Minimum Hours: 0.500
Maximum Hours: 20.000
Date: Mar 11, 2010 04:14 pm

Add Classes Worksheet

The dropped course should no longer be visible on your Current Schedule.

Click the “RETURN TO MENU” link at the top right-hand corner of the screen. You will be returned to the Registration Menu. To confirm the drop, click the “My Registration History” link, and review.

Registration

Personal Information Academic Financial Aid Faculty Services

Search [] RETURN TO MENU SITE MAP HELP EXIT

Select Semester or Term
Register, Add or Drop Classes
Complete Schedule of Classes
My Registration Status
My Registration History
My Weekly Schedule
My Detailed Schedule
My Console Student Schedule

RELEASE: 8.2.1 UTC Privacy Statement SENECA HIGHER EDUCATION