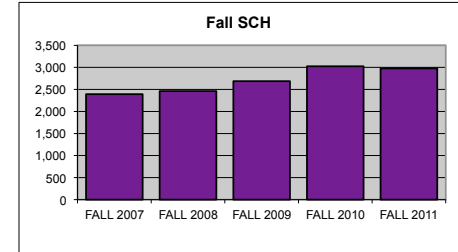
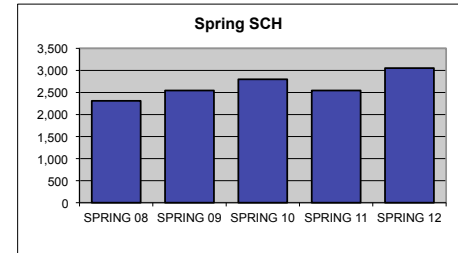


## UTC DEPARTMENT PROFILE: Theatre & Speech

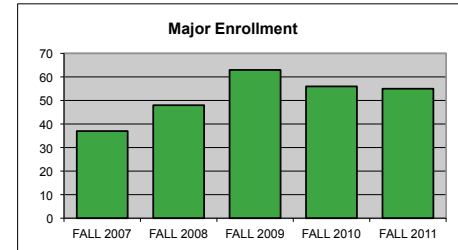
<u>STUDENT CREDIT HOUR PRODUCTION</u>	<u>FALL 2007</u>	<u>FALL 2008</u>	<u>FALL 2009</u>	<u>FALL 2010</u>	<u>FALL 2011</u>
LOWER	2,360	2,436	2,538	2,861	2,712
UPPER	32	27	148	163	266
GRADUATE	0	0	0	0	0
<b>TOTAL</b>	<b>2,392</b>	<b>2,463</b>	<b>2,686</b>	<b>3,024</b>	<b>2,978</b>



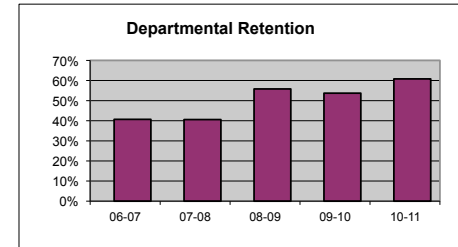
	<u>SPRING 08</u>	<u>SPRING 09</u>	<u>SPRING 10</u>	<u>SPRING 11</u>	<u>SPRING 12</u>
LOWER	2,195	2,399	2,582	2,263	2,693
UPPER	115	147	216	283	361
GRADUATE	0	0	0	0	0
<b>TOTAL</b>	<b>2,310</b>	<b>2,546</b>	<b>2,798</b>	<b>2,546</b>	<b>3,054</b>



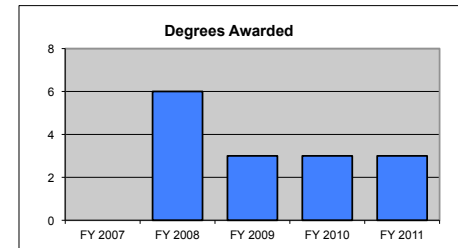
<u>MAJOR ENROLLMENT</u>	<u>FALL 2007</u>	<u>FALL 2008</u>	<u>FALL 2009</u>	<u>FALL 2010</u>	<u>FALL 2011</u>
BA THEATRE & SPEECH	31	33	46	56	53
BA THSP: EDUCATION	0	0	0	0	2
BS THSP: EDUCATION	6	15	17	0	0
<b>TOTAL</b>	<b>37</b>	<b>48</b>	<b>63</b>	<b>56</b>	<b>55</b>



<u>DEPARTMENTAL RETENTION*</u>	<u>06-07</u>	<u>07-08</u>	<u>08-09</u>	<u>09-10</u>	<u>10-11</u>
*Enrolled undergraduate majors returning to major	40.7%	40.6%	55.8%	53.7%	60.8%



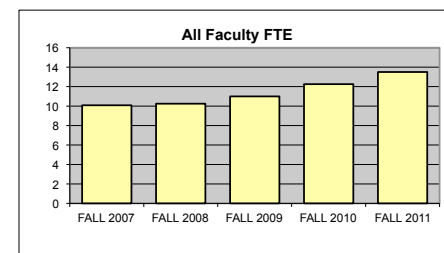
<u>DEGREES AWARDED</u>	<u>FY 2007</u>	<u>FY 2008</u>	<u>FY 2009</u>	<u>FY 2010</u>	<u>FY 2011</u>
BA THEATRE & SPEECH	0	6	3	3	3
BA THSP: EDUCATION	0	0	0	0	0
<b>TOTAL</b>	<b>0</b>	<b>6</b>	<b>3</b>	<b>3</b>	<b>3</b>



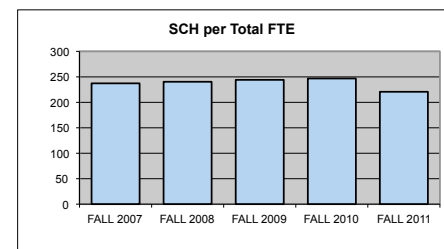
Degrees awarded between July 1st and June 30th of following year.

<b>FTE FACULTY</b>	<b>FALL 2007</b>	<b>FALL 2008</b>	<b>FALL 2009</b>	<b>FALL 2010</b>	<b>FALL 2011</b>
FULL-TIME Tenured/Tenure Track	3.08	3.00	3.50	3.50	3.50
FULL-TIME Non-Tenure Track	4.75	4.75	5.00	5.00	5.00
PART-TIME (Adjunct)	2.25	2.50	2.50	3.75	5.00
FT Teaching Overload*			0.00	0.00	0.00
<b>TOTAL</b>	<b>10.08</b>	<b>10.25</b>	<b>11.00</b>	<b>12.25</b>	<b>13.50</b>

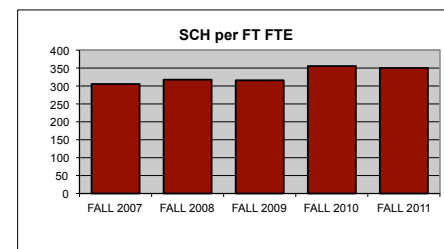
\*Teaching overload was separated from FT faculty FTE beginning in Fall 2009.



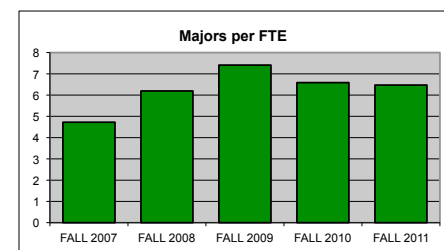
<b>SCH PER FTE FACULTY (ADJUNCT INCL)</b>	<b>FALL 2007</b>	<b>FALL 2008</b>	<b>FALL 2009</b>	<b>FALL 2010</b>	<b>FALL 2011</b>
	237.30	240.29	244.18	246.86	220.59



<b>SCH PER FULL-TIME FTE FACULTY</b> (includes both full-time figures and TOL above)	<b>FALL 2007</b>	<b>FALL 2008</b>	<b>FALL 2009</b>	<b>FALL 2010</b>	<b>FALL 2011</b>
	305.49	317.81	316.00	355.76	350.35



<b>MAJORS PER FULL-TIME FTE FACULTY</b> (includes both full-time figures and TOL above)	<b>FALL 2007</b>	<b>FALL 2008</b>	<b>FALL 2009</b>	<b>FALL 2010</b>	<b>FALL 2011</b>
	4.73	6.19	7.41	6.59	6.47



<b>BUDGET ALLOCATIONS</b>	<b>FY 2007</b>	<b>FY 2008</b>	<b>FY 2009</b>	<b>FY 2010</b>	<b>FY 2011</b>
Base budget figures as of 07/01, beginning of each fiscal year.					
<b>SALARIES</b>	\$516,435	\$507,709	\$567,361	\$516,997	\$513,198
<b>OPERATING</b>	\$29,240	\$29,240	\$31,705	\$29,689	\$30,697
<b>TOTAL</b>	<b>\$545,675</b>	<b>\$536,949</b>	<b>\$599,066</b>	<b>\$546,686</b>	<b>\$543,895</b>

<b>ACTUAL YEAR END EXPENDITURES</b>	<b>FY 2007</b>	<b>FY 2008</b>	<b>FY 2009</b>	<b>FY 2010</b>	<b>FY 2011</b>
	\$761,215	\$843,831	\$789,329	\$739,708	\$748,848

Includes benefits and longevity pay for fiscal year.

<b>ADJUNCT SALARIES</b>	<b>07-08</b>	<b>08-09</b>	<b>09-10</b>	<b>10-11</b>	<b>11-12</b>
<b>FALL</b>	\$15,381	\$20,000	\$20,000	\$30,000	\$40,000
<b>SPRING</b>	\$16,000	\$18,000	\$20,000	\$35,000	\$46,000

<b>EXTERNAL GRANT FUNDING</b>	<b>FY 2007</b>	<b>FY 2008</b>	<b>FY 2009</b>	<b>FY 2010</b>	<b>FY 2011</b>
<b>NUMBER AWARDED</b>	0	0	0	0	0
<b>AMOUNT AWARDED</b>	\$0	\$0	\$0	\$0	\$0

Grant funding figures are for fiscal year completed just before current Fall semester.

<b>DEPT COST PER SCH</b>	<b>FY 2007</b>	<b>FY 2008</b>	<b>FY 2009</b>	<b>FY 2010</b>	<b>FY 2011</b>
(Actual Expenditures + Fall Adj Salaries + Spring Adj Salaries)/(Fall SCH + Spring SCH)					
<b>Department</b>	\$162.94	\$186.14	\$165.17	\$142.18	\$146.11
<b>College</b>	\$138.93	\$140.89	\$136.05	\$118.75	\$124.24
<b>University</b>	\$164.98	\$162.74	\$157.45	\$141.76	\$145.63

<b>SCHOLARLY WORKS (T/TT ONLY)</b>	<b>Cal Yr 2007</b>	<b>Cal Yr 2008</b>	<b>Cal Yr 2009</b>	<b>Cal Yr 2010</b>	<b>Cal Yr 2011</b>
<b>Paper Presentations</b>	0	2	0	1	3
<b>Journal Articles</b>	0	0	0	1	1
<b>Books Authored</b>	0	0	0	0	0
<b>Books Edited</b>	0	0	0	0	0
<b>Juried Shows, Performances</b>	0	2	4	4	4
<b>Works Cited</b> (added 2009)			0	0	0
<b>External Commissions</b> (added 2009)			0	0	0
<b>All Scholarly Works Total</b>	<b>0</b>	<b>4</b>	<b>4</b>	<b>6</b>	<b>8</b>

<b>SCHOLARSHIP PER FAC FTE (T/TT ONLY)</b>					
<b>Department</b>	0.00	1.33	1.14	1.71	2.29
<b>College</b>	3.88	3.40	6.39	5.42	5.73
<b>University</b>	3.53	3.17	5.35	4.87	8.36

