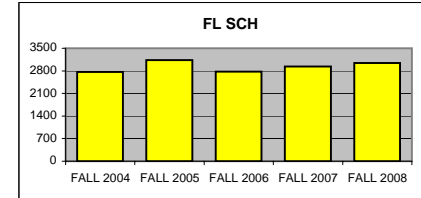
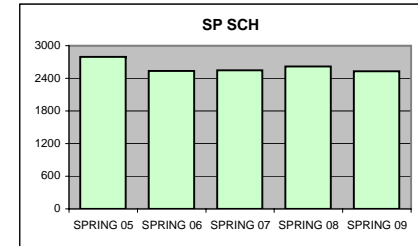


## UTC DEPARTMENT PROFILE: Nursing

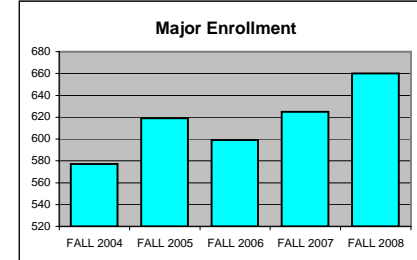
<u>STUDENT CREDIT HOUR PRODUCTION</u>	<u>FALL 2004</u>	<u>FALL 2005</u>	<u>FALL 2006</u>	<u>FALL 2007</u>	<u>FALL 2008</u>
LOWER	624	681	489	702	870
UPPER	1403	1664	1430	1379	1313
GRADUATE	740	793	859	856	861
<b>TOTAL</b>	<b>2767</b>	<b>3138</b>	<b>2778</b>	<b>2937</b>	<b>3044</b>



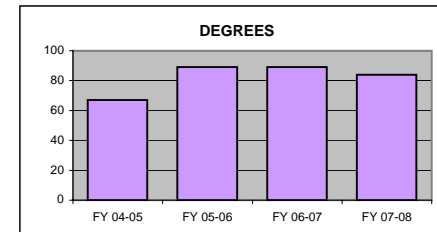
	<u>SPRING 05</u>	<u>SPRING 06</u>	<u>SPRING 07</u>	<u>SPRING 08</u>	<u>SPRING 09</u>
LOWER	591	499	567	588	596
UPPER	1563	1538	1323	1456	1348
GRADUATE	641	499	655	571	583
<b>TOTAL</b>	<b>2795</b>	<b>2536</b>	<b>2545</b>	<b>2615</b>	<b>2527</b>



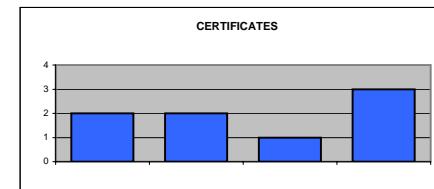
<u>MAJOR ENROLLMENT</u>	<u>FALL 2004</u>	<u>FALL 2005</u>	<u>FALL 2006</u>	<u>FALL 2007</u>	<u>FALL 2008</u>
PRE NURSING	383	375	356	400	399
BS NURSING	114	158	149	130	160
PM CRNA	2	2	5	3	1
PM FAMILY NURSE PRACTITIONER	2	0	2	3	2
MSN ANESTHESIA	58	60	58	51	55
MSN FAMILY NURSE PRACTITIONER	18	24	29	38	43
<b>TOTAL</b>	<b>577</b>	<b>619</b>	<b>599</b>	<b>625</b>	<b>660</b>



<u>DEGREES AWARDED</u>	<u>FY 04-05</u>	<u>FY 05-06</u>	<u>FY 06-07</u>	<u>FY 07-08</u>
BS NURSING	49	61	56	48
MSN ADMINISTRATION (Inactive)				
MSN EDUCATION (Inactive)	3			
MSN ANESTHESIA	15	22	26	26
MSN FAMILY NURSE PRACTITIONER	0	6	7	10
<b>TOTAL</b>	<b>67</b>	<b>89</b>	<b>89</b>	<b>84</b>

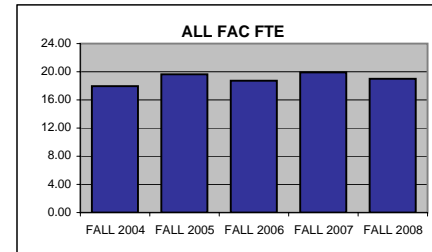


<u>CERTIFICATES AWARDED</u>	<u>FY 04-05</u>	<u>FY 05-06</u>	<u>FY 06-07</u>	<u>FY 07-08</u>
PM CERT: NURSE ANESTHESIA	1	1	1	2
PM CERT: FAM. NURSE PRACTITIONER	1	1	0	1
<b>TOTAL</b>	<b>2</b>	<b>2</b>	<b>1</b>	<b>3</b>



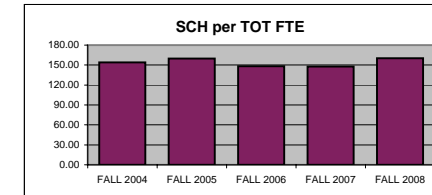
**FTE FACULTY**

	<u>FALL 2004</u>	<u>FALL 2005</u>	<u>FALL 2006</u>	<u>FALL 2007</u>	<u>FALL 2008</u>
FULL-TIME Tenured/Tenure Track	11.50	13.50	12.00	11.50	9.25
FULL-TIME Non-Tenure Track	4.00	3.00	4.58	6.25	7.00
PART-TIME (Adjunct)	2.47	3.15	2.16	2.16	2.75
<b>TOTAL</b>	<b>17.97</b>	<b>19.65</b>	<b>18.74</b>	<b>19.91</b>	<b>19.00</b>



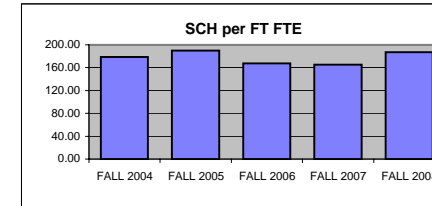
**SCH PER FTE FACULTY (ADJUNCT INCL)**

	<u>FALL 2004</u>	<u>FALL 2005</u>	<u>FALL 2006</u>	<u>FALL 2007</u>	<u>FALL 2008</u>
	153.98	159.69	148.24	147.51	160.21



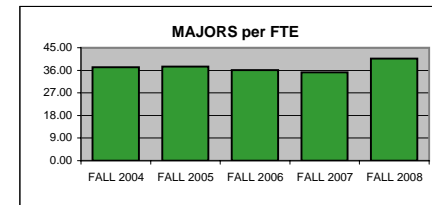
**SCH PER FULL-TIME FTE FACULTY**  
(includes both full-time figures above)

	<u>FALL 2004</u>	<u>FALL 2005</u>	<u>FALL 2006</u>	<u>FALL 2007</u>	<u>FALL 2008</u>
	178.52	190.18	167.55	165.46	187.32



**MAJORS PER FULL-TIME FTE FACULTY**  
(includes both full-time figures above)

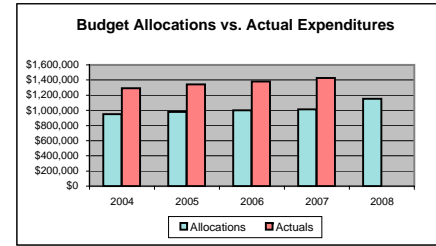
	<u>FALL 2004</u>	<u>FALL 2005</u>	<u>FALL 2006</u>	<u>FALL 2007</u>	<u>FALL 2008</u>
	37.23	37.52	36.13	35.21	40.62



**BUDGET ALLOCATIONS**

Base budget figures as of 07/01, beginning of each fiscal year.

	<u>7/1/2004</u>	<u>7/1/2005</u>	<u>7/1/2006</u>	<u>7/1/2007</u>	<u>7/1/2008</u>
<b>SALARIES</b>	\$933,256	\$964,172	\$976,707	\$991,354	\$1,120,697
<b>OPERATING</b>	\$15,353	\$15,353	\$23,654	\$23,654	\$32,148
<b>TOTAL</b>	\$948,609	\$979,525	\$1,000,361	\$1,015,008	\$1,152,845



**ACTUAL YEAR END EXPENDITURES**

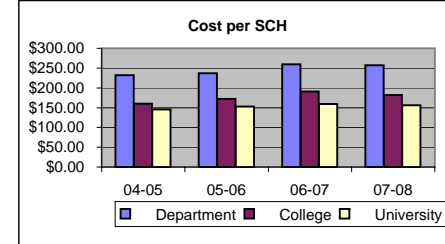
	<u>04-05</u>	<u>05-06</u>	<u>06-07</u>	<u>07-08</u>
	\$1,291,858	\$1,343,372	\$1,381,502	\$1,427,395

Includes benefits, longevity pay and adjunct salaries for fiscal year.

**DEPT COST PER SCH**

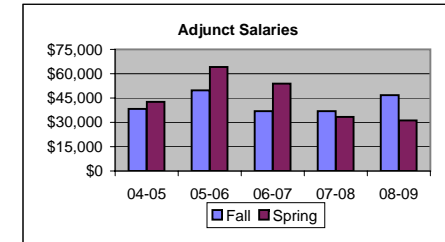
Actual Expenditures/(Fall SCH + Spring SCH)

	<u>04-05</u>	<u>05-06</u>	<u>06-07</u>	<u>07-08</u>
<b>Department</b>	\$232.27	\$236.76	\$259.53	\$257.10
<b>College</b>	\$160.23	\$172.11	\$191.14	\$182.15
<b>University</b>	\$145.95	\$152.71	\$159.26	\$156.16



**ADJUNCT SALARIES**

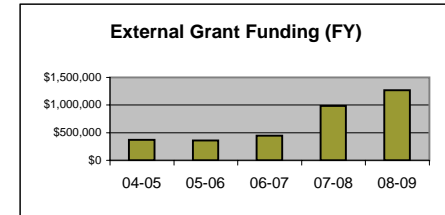
	<u>04-05</u>	<u>05-06</u>	<u>06-07</u>	<u>07-08</u>	<u>08-09</u>
<b>FALL</b>	\$38,352	\$49,700	\$36,920	\$36,920	\$46,860
<b>SPRING</b>	\$42,692	\$64,140	\$53,960	\$33,420	\$31,240



**EXTERNAL GRANT FUNDING**

Grant funding figures are for fiscal year completed just before current Fall semester.

	<u>04-05</u>	<u>05-06</u>	<u>06-07</u>	<u>07-08</u>	<u>08-09</u>
	\$370,824	\$357,538	\$443,704	\$983,033	\$1,268,406



**SCHOLARLY WORKS (T/TT ONLY)**

	<u>Cal Yr 2007</u>	<u>Cal Yr 2008</u>
Paper Presentations	3	7
Journal Articles	18	18
Books Authored	0	0
Books Edited	0	0
Juried Shows, Performances	0	1
<b>All Scholarly Works Total</b>	<b>21</b>	<b>26</b>

**SCHOLARSHIP PER FAC FTE (T/TT ONLY)**

	<u>Cal Yr 2007</u>	<u>Cal Yr 2008</u>
Department	1.83	4.73
College	4.03	3.75
University	3.58	3.20