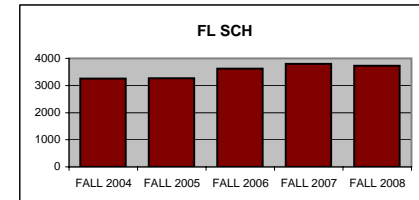
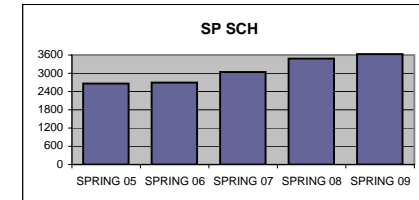


UTC DEPARTMENT PROFILE: Music

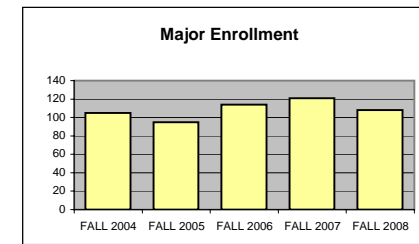
<u>STUDENT CREDIT HOUR PRODUCTION</u>	<u>FALL 2004</u>	<u>FALL 2005</u>	<u>FALL 2006</u>	<u>FALL 2007</u>	<u>FALL 2008</u>
LOWER	2812	2729	2935	3247	3325
UPPER	403	452	537	455	292
GRADUATE	43	88	150	102	114
TOTAL	3258	3269	3622	3804	3731



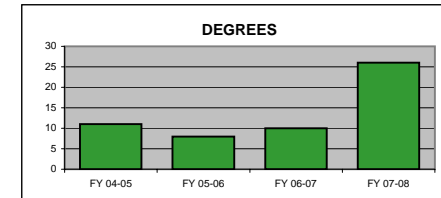
	<u>SPRING 05</u>	<u>SPRING 06</u>	<u>SPRING 07</u>	<u>SPRING 08</u>	<u>SPRING 09</u>
LOWER	2288	2262	2568	2963	3026
UPPER	301	315	365	429	489
GRADUATE	71	115	107	96	121
TOTAL	2660	2692	3040	3488	3636



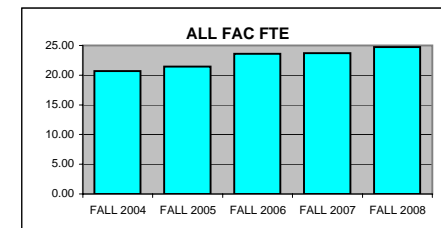
<u>MAJOR ENROLLMENT</u>	<u>FALL 2004</u>	<u>FALL 2005</u>	<u>FALL 2006</u>	<u>FALL 2007</u>	<u>FALL 2008</u>
BA MUSIC	13	14	17	20	15
BM MUSIC	27	17	26	34	28
BM MUSIC EDUCATION	49	47	52	50	47
BS MUSIC EDUCATION	5	5	2	1	0
MM MUSIC: PERFORMANCE	3	7	11	8	10
MM MUSIC: EDUCATION	8	5	6	8	8
TOTAL	105	95	114	121	108



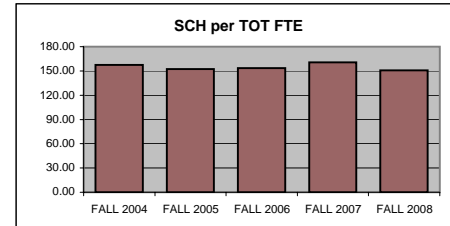
<u>DEGREES AWARDED</u>	<u>FY 04-05</u>	<u>FY 05-06</u>	<u>FY 06-07</u>	<u>FY 07-08</u>
BA MUSIC	1	2	0	4
BM MUSIC	2	1	1	4
BM MUSIC EDUCATION	3	4	4	12
BS MUSIC EDUCATION	0	0	0	1
MM MUSIC: PERFORMANCE	2	1	4	3
MM MUSIC: EDUCATION	3	0	1	2
TOTAL	11	8	10	26



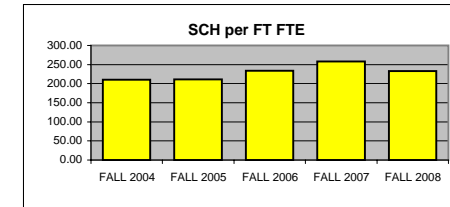
<u>FTE FACULTY</u>	<u>FALL 2004</u>	<u>FALL 2005</u>	<u>FALL 2006</u>	<u>FALL 2007</u>	<u>FALL 2008</u>
FULL-TIME Tenured/Tenure Track	13.50	11.50	13.50	12.25	13.50
FULL-TIME Non-Tenure Track	2.00	4.00	2.00	2.50	2.50
PART-TIME (Adjunct)	5.19	5.95	8.11	8.95	8.74
TOTAL	20.69	21.45	23.61	23.70	24.74



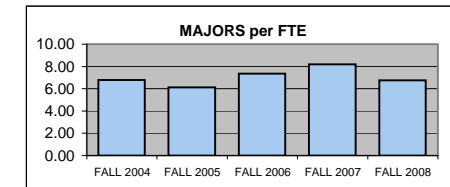
<u>SCH PER FTE FACULTY (ADJUNCT INCL)</u>	<u>FALL 2004</u>	<u>FALL 2005</u>	<u>FALL 2006</u>	<u>FALL 2007</u>	<u>FALL 2008</u>
	157.47	152.40	153.41	160.51	150.81



<u>SCH PER FULL-TIME FTE FACULTY</u> (includes both full-time figures above)	<u>FALL 2004</u>	<u>FALL 2005</u>	<u>FALL 2006</u>	<u>FALL 2007</u>	<u>FALL 2008</u>
	210.19	210.90	233.68	257.90	233.19

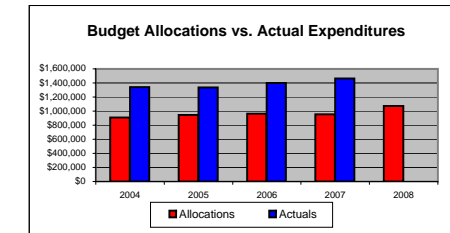


<u>MAJORS PER FULL-TIME FTE FACULTY</u> (includes both full-time figures above)	<u>FALL 2004</u>	<u>FALL 2005</u>	<u>FALL 2006</u>	<u>FALL 2007</u>	<u>FALL 2008</u>
	6.77	6.13	7.35	8.20	6.75

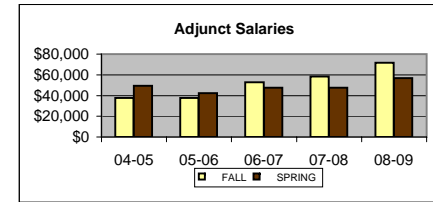


<u>BUDGET ALLOCATIONS</u>	<u>7/1/2004</u>	<u>7/1/2005</u>	<u>7/1/2006</u>	<u>7/1/2007</u>	<u>7/1/2008</u>
Base budget figures as of 07/01, beginning of each fiscal year.					
SALARIES	\$879,380	\$915,549	\$927,403	\$915,965	\$1,028,904
OPERATING	\$27,775	\$27,775	\$38,049	\$38,049	\$42,244
TOTAL	\$907,155	\$943,324	\$965,452	\$954,014	\$1,071,148
<u>ACTUAL YEAR END EXPENDITURES</u>	<u>04-05</u>	<u>05-06</u>	<u>06-07</u>	<u>07-08</u>	
	\$1,342,375	\$1,337,409	\$1,399,267	\$1,462,104	

Includes benefits, longevity pay and adjunct salaries for fiscal year.



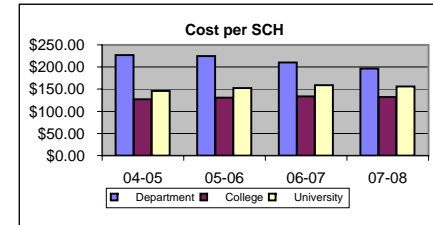
<u>ADJUNCT SALARIES</u>	<u>04-05</u>	<u>05-06</u>	<u>06-07</u>	<u>07-08</u>	<u>08-09</u>
FALL	\$37,837	\$37,793	\$52,747	\$58,414	\$71,692
SPRING	\$49,560	\$42,321	\$47,510	\$47,493	\$56,955



<u>EXTERNAL GRANT FUNDING</u>	<u>04-05</u>	<u>05-06</u>	<u>06-07</u>	<u>07-08</u>	<u>08-09</u>
	\$4,900	\$0	\$0	\$0	\$0

Grant funding figures are for fiscal year completed just before current Fall semester.

<u>DEPT COST PER SCH</u>	<u>04-05</u>	<u>05-06</u>	<u>06-07</u>	<u>07-08</u>
Actual Expenditures/(Fall SCH + Spring SCH)				
Department	\$226.83	\$224.36	\$210.04	\$196.52
College	\$127.37	\$130.60	\$133.94	\$132.09
University	\$145.95	\$152.71	\$159.26	\$156.16



SCHOLARLY WORKS (T/TT ONLY)

	<u>Cal Yr 2007</u>	<u>Cal Yr 2008</u>
Paper Presentations	14	5
Journal Articles	7	2
Books Authored	2	1
Books Edited	6	7
Juried Shows, Performances	164	35
All Scholarly Works Total	193	50

SCHOLARSHIP PER FAC FTE (T/TT ONLY)

	<u>Cal Yr 2007</u>	<u>Cal Yr 2008</u>
Department	15.76	3.70
College	3.90	3.40
University	3.58	3.20