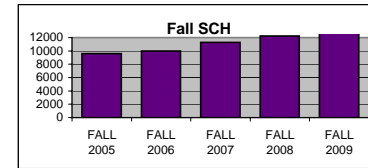
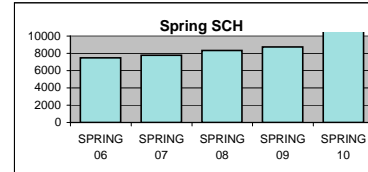


UTC DEPARTMENT PROFILE: Mathematics

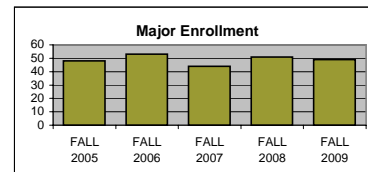
<u>STUDENT CREDIT HOUR PRODUCTION</u>	<u>FALL 2005</u>	<u>FALL 2006</u>	<u>FALL 2007</u>	<u>FALL 2008</u>	<u>FALL 2009</u>
LOWER	9233	9654	10911	11982	12930
UPPER	309	302	345	240	249
GRADUATE	36	41	29	20	69
TOTAL	9578	9997	11285	12242	13248



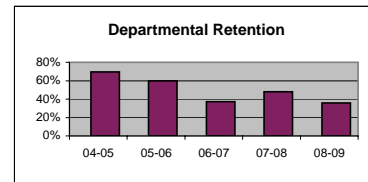
	<u>SPRING 06</u>	<u>SPRING 07</u>	<u>SPRING 08</u>	<u>SPRING 09</u>	<u>SPRING 10</u>
LOWER	7135	7523	7999	8493	10340
UPPER	330	234	267	234	240
GRADUATE	24	24	81	24	57
TOTAL	7489	7781	8347	8751	10637



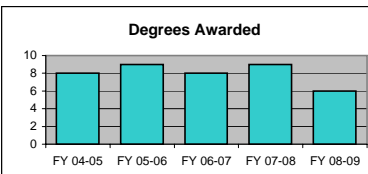
<u>MAJOR ENROLLMENT</u>	<u>FALL 2005</u>	<u>FALL 2006</u>	<u>FALL 2007</u>	<u>FALL 2008</u>	<u>FALL 2009</u>
BA MATHEMATICS	9	15	7	20	13
BS APPLIED MATHEMATICS	39	38	37	31	36
TOTAL	48	53	44	51	49



<u>DEPARTMENTAL RETENTION*</u>	<u>04-05</u>	<u>05-06</u>	<u>06-07</u>	<u>07-08</u>	<u>08-09</u>
*Enrolled undergraduate majors returning to dept.	69.6%	60.0%	37.1%	48.1%	35.9%

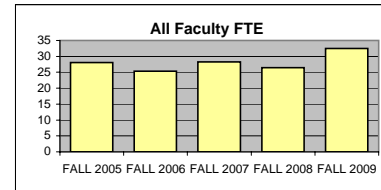


<u>DEGREES AWARDED</u>	<u>FY 04-05</u>	<u>FY 05-06</u>	<u>FY 06-07</u>	<u>FY 07-08</u>	<u>FY 08-09</u>
BA MATHEMATICS	1	0	0	0	0
BS APPLIED MATHEMATICS	7	9	8	9	6
TOTAL	8	9	8	9	6

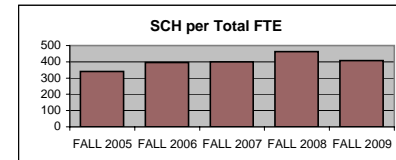


<u>FTE FACULTY</u>	<u>FALL 2005</u>	<u>FALL 2006</u>	<u>FALL 2007</u>	<u>FALL 2008</u>	<u>FALL 2009</u>
FULL-TIME Tenured/Tenure Track	18.75	17.00	15.76	13.67	15.50
FULL-TIME Non-Tenure Track	7.99	5.83	8.49	10.83	13.00
PART-TIME (Adjunct)	1.33	2.49	3.98	1.99	1.00
FT Teaching Overload*					3.00
TOTAL	28.07	25.32	28.23	26.49	32.50

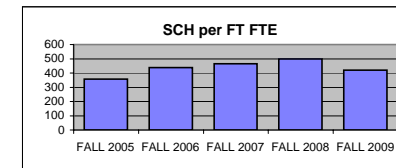
*Teaching overload was separated from FT faculty FTE beginning in Fall 2009.



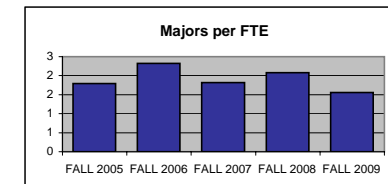
<u>SCH PER FTE FACULTY (ADJUNCT INCL)</u>	<u>FALL 2005</u>	<u>FALL 2006</u>	<u>FALL 2007</u>	<u>FALL 2008</u>	<u>FALL 2009</u>
	341.22	394.83	399.75	462.14	407.63



<u>SCH PER FULL-TIME FTE FACULTY</u> (includes both full-time figures above)	<u>FALL 2005</u>	<u>FALL 2006</u>	<u>FALL 2007</u>	<u>FALL 2008</u>	<u>FALL 2009</u>
	358.19	437.89	465.36	499.67	420.57



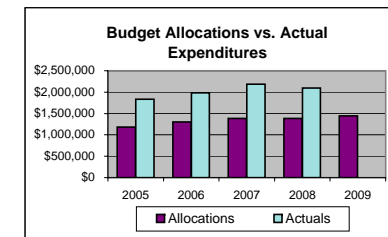
<u>MAJORS PER FULL-TIME FTE FACULTY</u> (includes both full-time figures above)	<u>FALL 2005</u>	<u>FALL 2006</u>	<u>FALL 2007</u>	<u>FALL 2008</u>	<u>FALL 2009</u>
	1.80	2.32	1.81	2.08	1.56



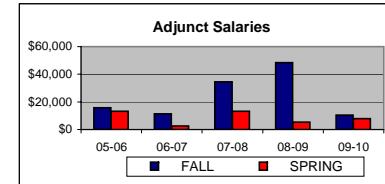
<u>BUDGET ALLOCATIONS</u>	<u>7/1/2005</u>	<u>7/1/2006</u>	<u>7/1/2007</u>	<u>7/1/2008</u>	<u>7/1/2009</u>
Base budget figures as of 07/01, beginning of each fiscal year.					
SALARIES	\$1,173,113	\$1,287,967	\$1,369,369	\$1,369,369	\$1,427,873
OPERATING	\$11,364	\$18,099	\$18,099	\$18,099	\$20,318
TOTAL	\$1,184,477	\$1,306,066	\$1,387,468	\$1,387,468	\$1,448,191

<u>ACTUAL YEAR END EXPENDITURES</u>	<u>05-06</u>	<u>06-07</u>	<u>07-08</u>	<u>08-09</u>
	\$1,836,614	\$1,979,955	\$2,185,992	\$2,093,045

Includes benefits, longevity pay and adjunct salaries for fiscal year.

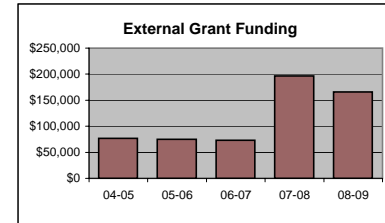


<u>ADJUNCT SALARIES</u>	<u>05-06</u>	<u>06-07</u>	<u>07-08</u>	<u>08-09</u>	<u>09-10</u>
FALL	\$15,750	\$11,375	\$34,500	\$48,525	\$10,500
SPRING	\$13,125	\$2,625	\$13,125	\$5,250	\$7,875

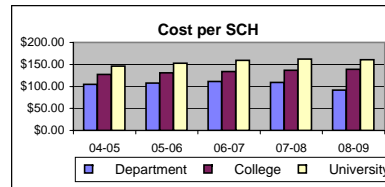


<u>EXTERNAL GRANT FUNDING</u>	<u>04-05</u>	<u>05-06</u>	<u>06-07</u>	<u>07-08</u>	<u>08-09</u>
NUMBER AWARDED	2	1	1	3	3
AMOUNT AWARDED	\$76,579	\$74,945	\$73,000	\$196,493	\$165,988

Grant funding figures are for fiscal year completed just before current Fall semester.



<u>COST PER SCH (Fall & Spring)</u> Actual Expenditures/(Fall SCH + Spring SCH)	<u>04-05</u>	<u>05-06</u>	<u>06-07</u>	<u>07-08</u>	<u>08-09</u>
Department	\$104.79	\$107.61	\$111.37	\$109.10	\$91.48
College	\$127.37	\$130.60	\$133.94	\$136.93	\$139.01
University	\$145.95	\$152.71	\$159.26	\$162.48	\$160.89



<u>SCHOLARLY WORKS (T/TT ONLY)</u>	<u>Cal Yr 2007</u>	<u>Cal Yr 2008</u>	<u>Cal Yr 2009</u>
Paper Presentations	21	9	6
Journal Articles	40	28	40
Books Authored	0	0	1
Books Edited	3	0	1
Juried Shows, Performances	0	0	0
Works Cited (added 2009)			0
External Commissions (added 2009)			0
All Scholarly Works Total	64	37	48

<u>SCHOLARSHIP PER FAC FTE (T/TT ONLY)</u>	<u>Cal Yr 2007</u>	<u>Cal Yr 2008</u>	<u>Cal Yr 2009</u>
Department	4.06	2.71	3.10
College	3.92	3.40	6.39
University	3.58	3.20	5.35