

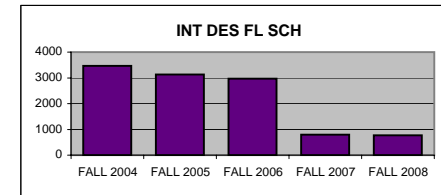
UTC DEPARTMENTAL PROFILE: Interior Design (formerly HECO)*

* - Human Ecology ceased to be a department in Fall 2007; **Interior Design are the only hours/majors represented in this profile for the Fall 2007 cycle and beyond.** Social Work became a stand alone program in Fall 2007, the early childhood education courses that were located in this department have moved to the TPA, and the food/nutrition majors and instructors moved to HHP.

STUDENT CREDIT HOUR PRODUCTION

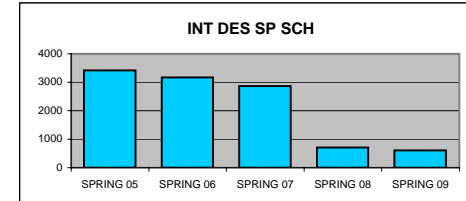
	<u>FALL 2004</u>	<u>FALL 2005</u>	<u>FALL 2006</u>	<u>FALL 2007</u>	<u>FALL 2008</u>
LOWER - Interior Design	1186	1094	939	357	477
UPPER - Interior Design	2273	2026	2007	438	292
GRADUATE - Interior Design	13	12	19	0	0
TOTAL - Interior Design	3472	3132	2965	795	769

These figures are HECO hours before programs were split.



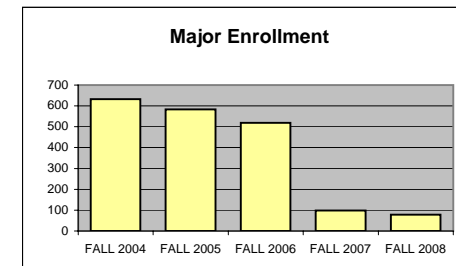
	<u>SPRING 05</u>	<u>SPRING 06</u>	<u>SPRING 07</u>	<u>SPRING 08</u>	<u>SPRING 09</u>
LOWER - Interior Design	1167	1083	1020	384	363
UPPER - Interior Design	2254	2084	1840	322	240
GRADUATE - Interior Design	0	0	0	0	0
TOTAL - Interior Design	3421	3167	2860	706	603

These figures are HECO hours before programs were split.



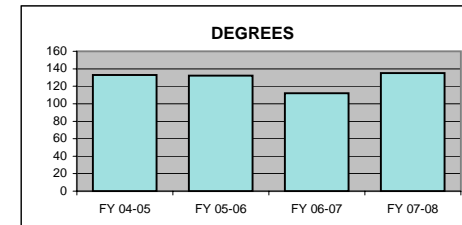
MAJOR ENROLLMENT

	<u>FALL 2004</u>	<u>FALL 2005</u>	<u>FALL 2006</u>	<u>FALL 2007</u>	<u>FALL 2008</u>
BS HECO: CHILD/FAMILY STUDIES	62	65	61		
BS HECO: FOOD/NUTRITION	38	36	44		
BS HECO: INTERIOR DESIGN	90	89	88	98	50
BS HECO: PRE K-3	0	0	2		
BS HECO: PRE K-4	400	378	282		
BS SOCW	36	3	24		
PRE SOCIAL WORK	7	12	18		
BS INTERIOR DESIGN					29
TOTAL	633	583	519	98	79



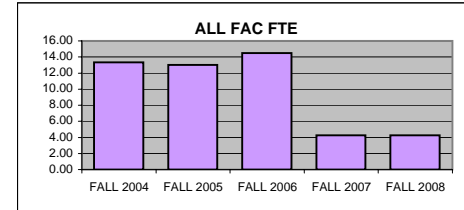
DEGREES AWARDED

	<u>FY 04-05</u>	<u>FY 05-06</u>	<u>FY 06-07</u>	<u>FY 07-08</u>
BS HECO: CHILD/FAMILY STUDIES	32	15	12	17
BS HECO: FOOD/NUTRITION	10	5	7	8
BS HECO: INTERIOR DESIGN	6	11	4	16
BS HECO: PRE K-4	62	91	89	90
BS HECO: EARLY CHILDHOOD				4
BS SOCW	23	10	0	0
TOTAL	133	132	112	135



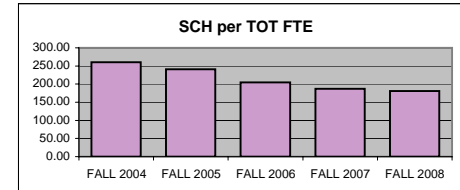
FTE FACULTY

	<u>FALL 2004</u>	<u>FALL 2005</u>	<u>FALL 2006</u>	<u>FALL 2007</u>	<u>FALL 2008</u>
FULL-TIME Tenured/Tenure Track	7.50	9.25	9.74	2.75	2.50
FULL-TIME Non-Tenure Track	3.00	1.00	1.00	0.00	0.00
PART-TIME (Adjunct)	2.83	2.75	3.75	1.50	1.75
TOTAL	13.33	13.00	14.49	4.25	4.25



SCH PER FTE FACULTY (ADJUNCT INCL)

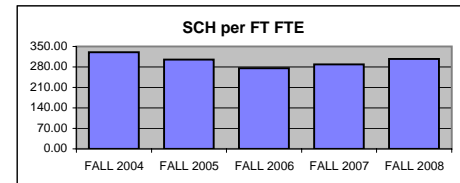
	<u>FALL 2004</u>	<u>FALL 2005</u>	<u>FALL 2006</u>	<u>FALL 2007</u>	<u>FALL 2008</u>
	260.47	240.92	204.62	187.06	180.94



SCH PER FULL-TIME FTE FACULTY

(includes both full-time figures above)

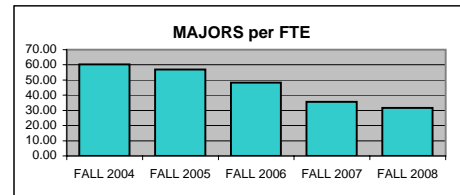
	<u>FALL 2004</u>	<u>FALL 2005</u>	<u>FALL 2006</u>	<u>FALL 2007</u>	<u>FALL 2008</u>
	330.67	305.56	276.07	289.09	307.60



MAJORS PER FULL-TIME FTE FACULTY

(includes both full-time figures above)

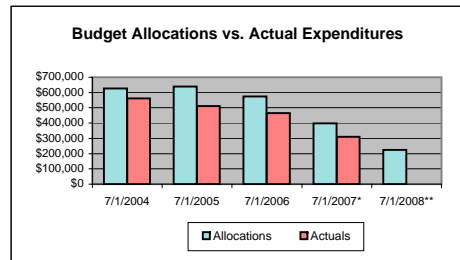
	<u>FALL 2004</u>	<u>FALL 2005</u>	<u>FALL 2006</u>	<u>FALL 2007</u>	<u>FALL 2008</u>
	60.29	56.88	48.32	35.64	31.60



BUDGET ALLOCATIONS

Base budget figures as of 07/01, beginning of each fiscal year.

	<u>7/1/2004</u>	<u>7/1/2005</u>	<u>7/1/2006</u>	<u>7/1/2007*</u>	<u>7/1/2008**</u>
SALARIES	\$607,443	\$621,282	\$551,333	\$382,004	\$215,156
OPERATING	\$18,618	\$18,618	\$23,195	\$16,077	\$9,994
TOTAL	\$626,061	\$639,900	\$574,528	\$398,081	\$225,150

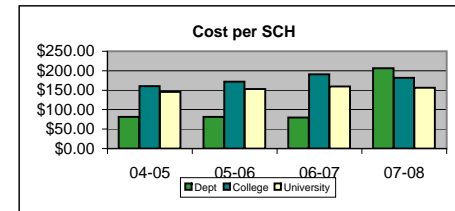


* - The budget for HECO has not been broken up yet to represent the migration of programs to different depts. This is the entire HECO budget for FY08.

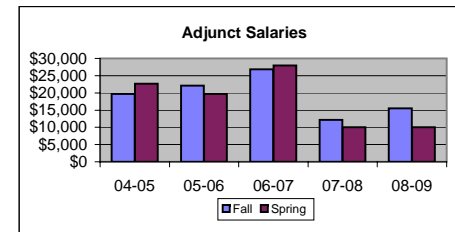
** Beginning in FY09 the budget only includes Interior Design.

<u>ACTUAL YEAR END EXPENDITURES</u>	<u>FY 04-05</u>	<u>FY 05-06</u>	<u>FY 06-07</u>	<u>FY 07-08</u>
	\$560,819	\$511,345	\$465,237	\$310,210
Includes benefits, longevity pay and adjunct salaries for fiscal year.				

<u>COST PER SCH (Fall & Spring)</u>	<u>04-05</u>	<u>05-06</u>	<u>06-07</u>	<u>07-08</u>
<u>Actual Expenditures/(Fall SCH + Spring SCH)</u>				
Department	\$81.36	\$81.18	\$79.87	\$206.67
College	\$160.23	\$172.11	\$191.14	\$182.15
University	\$145.95	\$152.71	\$159.26	\$156.16

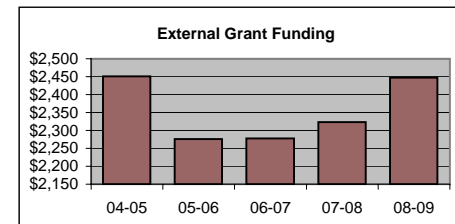


<u>ADJUNCT SALARIES</u>	<u>04-05</u>	<u>05-06</u>	<u>06-07</u>	<u>07-08</u>	<u>08-09</u>
FALL	\$19,713	\$22,137	\$26,837	\$12,142	\$15,492
SPRING	\$22,666	\$19,703	\$27,997	\$10,000	\$10,000



<u>EXTERNAL GRANT FUNDING</u>	<u>04-05</u>	<u>05-06</u>	<u>06-07</u>	<u>07-08</u>	<u>08-09</u>
	\$2,451	\$2,276	\$2,278	\$2,323	\$2,447

Grant funding figures are for fiscal year completed just before current Fall semester.



<u>SCHOLARLY WORKS (T/TT ONLY)</u>	<u>Cal Yr 2007</u>	<u>Cal Yr 2008</u>
Paper Presentations	1	0
Journal Articles	1	0
Books Authored	0	0
Books Edited	1	0
Juried Shows, Performances	1	0
All Scholarly Works Total	4	0

<u>SCHOLARSHIP PER FAC FTE (T/TT ONLY)</u>	<u>Cal Yr 2007</u>	<u>Cal Yr 2008</u>
Department	1.45	0
College	4.03	3.76
University	3.58	3.20