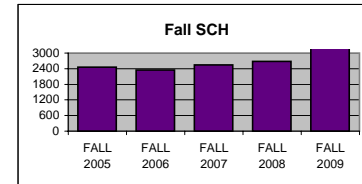
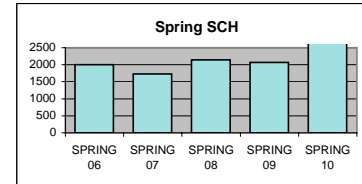


UTC DEPARTMENT PROFILE: Foreign Languages & Literatures

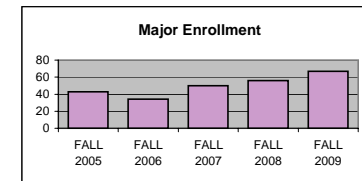
<u>STUDENT CREDIT HOUR PRODUCTION</u>	<u>FALL 2005</u>	<u>FALL 2006</u>	<u>FALL 2007</u>	<u>FALL 2008</u>	<u>FALL 2009</u>
LOWER	2181	1986	2105	2369	3162
UPPER	274	368	441	317	492
GRADUATE	3	0	0	0	0
TOTAL	2458	2354	2546	2686	3654



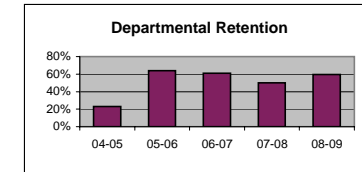
	<u>SPRING 06</u>	<u>SPRING 07</u>	<u>SPRING 08</u>	<u>SPRING 09</u>	<u>SPRING 10</u>
LOWER	1527	1397	1764	1732	2251
UPPER	473	332	376	336	529
GRADUATE	0	0	0	0	0
TOTAL	2000	1729	2140	2068	2780



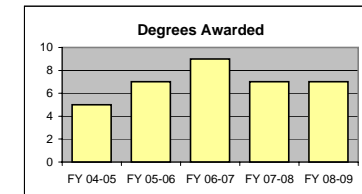
<u>MAJOR ENROLLMENT</u>	<u>FALL 2005</u>	<u>FALL 2006</u>	<u>FALL 2007</u>	<u>FALL 2008</u>	<u>FALL 2009</u>
BA FOREIGN LANG: FRENCH	9	7	10	6	13
BA FOREIGN LANG: GREEK & LATIN	2	1	0	3	3
BA FOREIGN LANG: LATIN	1	1	2	1	2
BA FOREIGN LANG: SPANISH	31	25	38	46	49
TOTAL	43	34	50	56	67



<u>DEPARTMENTAL RETENTION*</u>	<u>04-05</u>	<u>05-06</u>	<u>06-07</u>	<u>07-08</u>	<u>08-09</u>
*Enrolled majors returning to dept.	23.1%	64.0%	61.1%	50.0%	59.5%

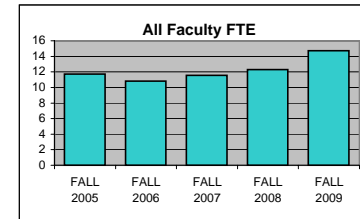


<u>DEGREES AWARDED</u>	<u>FY 04-05</u>	<u>FY 05-06</u>	<u>FY 06-07</u>	<u>FY 07-08</u>	<u>FY 08-09</u>
BA FOREIGN LANG: FRENCH	2	2	2	2	0
BA FOREIGN LANG: GREEK & LATIN	1	0	0	1	0
BA FOREIGN LANG: LATIN	0	0	1	0	1
BA FOREIGN LANG: SPANISH	2	5	6	4	6
TOTAL	5	7	9	7	7

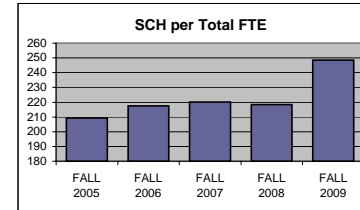


<u>FTE FACULTY</u>	<u>FALL 2005</u>	<u>FALL 2006</u>	<u>FALL 2007</u>	<u>FALL 2008</u>	<u>FALL 2009</u>
FULL-TIME Tenured/Tenure Track	7.00	7.00	7.25	6.91	6.50
FULL-TIME Non-Tenure Track	2.00	2.00	2.33	2.58	2.00
PART-TIME (Adjunct)	2.74	1.82	1.99	2.81	5.54
FT Teaching Overload*					0.67
TOTAL	11.74	10.82	11.57	12.30	14.71

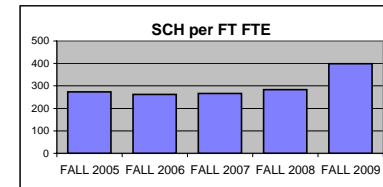
*Teaching overload was separated from FT faculty FTE beginning in Fall 2009.



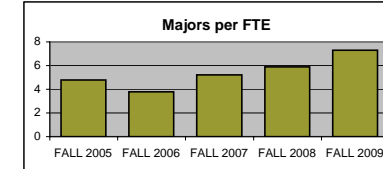
<u>SCH PER FTE FACULTY (ADJUNCT INCL)</u>	<u>FALL 2005</u>	<u>FALL 2006</u>	<u>FALL 2007</u>	<u>FALL 2008</u>	<u>FALL 2009</u>
	209.37	217.56	220.05	218.37	248.40



<u>SCH PER FULL-TIME FTE FACULTY</u> (includes both full-time figures above)	<u>FALL 2005</u>	<u>FALL 2006</u>	<u>FALL 2007</u>	<u>FALL 2008</u>	<u>FALL 2009</u>
	273.11	261.56	265.76	283.03	398.47



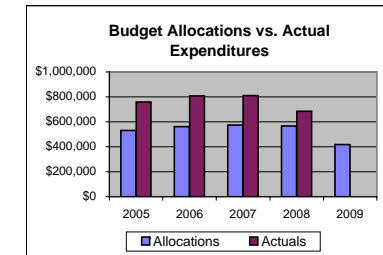
<u>MAJORS PER FULL-TIME FTE FACULTY</u> (includes both full-time figures above)	<u>FALL 2005</u>	<u>FALL 2006</u>	<u>FALL 2007</u>	<u>FALL 2008</u>	<u>FALL 2009</u>
	4.78	3.78	5.22	5.90	7.31



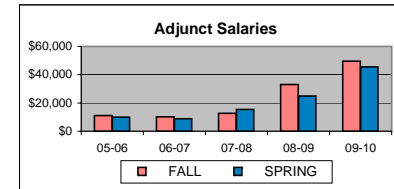
<u>BUDGET ALLOCATIONS</u>	<u>7/1/05</u>	<u>7/1/06</u>	<u>7/1/2007</u>	<u>7/1/2008</u>	<u>7/1/2009</u>
SALARIES	\$524,498	\$551,044	\$563,912	\$554,560	\$408,158
OPERATING	\$6,159	\$9,424	\$9,424	\$11,751	\$9,651
TOTAL	\$530,657	\$560,468	\$573,336	\$566,311	\$417,809

<u>ACTUAL YEAR END EXPENDITURES</u>	<u>05-06</u>	<u>06-07</u>	<u>07-08</u>	<u>08-09</u>
	\$758,868	\$808,185	\$810,519	\$685,764

Includes benefits, longevity pay and adjunct salaries for fiscal year.



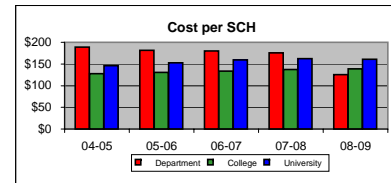
<u>ADJUNCT SALARIES</u>	<u>05-06</u>	<u>06-07</u>	<u>07-08</u>	<u>08-09</u>	<u>09-10</u>
FALL	\$11,034	\$10,256	\$12,663	\$33,068	\$49,670
SPRING	\$9,891	\$8,838	\$15,336	\$24,917	\$45,586



<u>EXTERNAL GRANT FUNDING</u>	<u>04-05</u>	<u>05-06</u>	<u>06-07</u>	<u>07-08</u>	<u>08-09</u>
NUMBER AWARDED	0	0	0	0	1
AMOUNT AWARDED	\$0	\$0	\$0	\$0	\$4,920

Grant funding figures are for fiscal year completed just before current Fall semester.

<u>DEPT COST PER SCH</u>	<u>04-05</u>	<u>05-06</u>	<u>06-07</u>	<u>07-08</u>	<u>08-09</u>
<u>Actual Expenditures/(Fall SCH + Spring SCH)</u>					
Department	\$189.09	\$181.24	\$179.84	\$175.67	\$125.46
College	\$127.37	\$130.60	\$133.94	\$136.93	\$139.01
University	\$145.95	\$152.71	\$159.26	\$162.48	\$160.89



SCHOLARLY WORKS (T/TT ONLY)

	<u>Cal Yr 2007</u>	<u>Cal Yr 2008</u>	<u>Cal Yr 2009</u>
Paper Presentations	2	11	8
Journal Articles	3	8	7
Books Authored	1	2	0
Books Edited	0	2	1
Juried Shows, Performances	0	0	0
Works Cited (added 2009)			1
External Commissions (added 2009)			0
All Scholarly Works Total	6	23	17

SCHOLARSHIP PER FAC FTE (T/TT ONLY)

Department	0.83	3.33	2.62
College	3.92	3.40	6.39
University	3.58	3.20	5.35