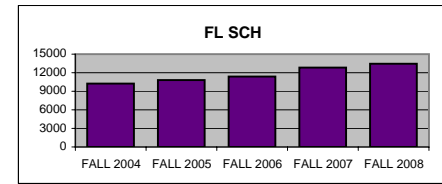
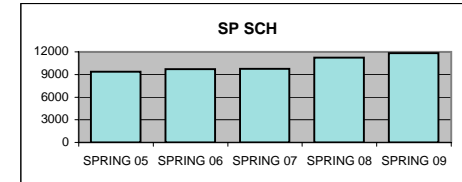


## UTC DEPARTMENT PROFILE: English

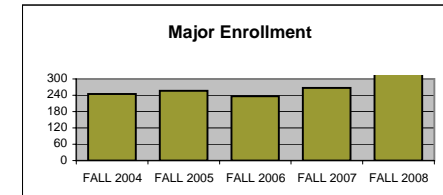
<u>STUDENT CREDIT HOUR PRODUCTION</u>	<u>FALL 2004</u>	<u>FALL 2005</u>	<u>FALL 2006</u>	<u>FALL 2007</u>	<u>FALL 2008</u>
LOWER	8670	9153	9678	11019	11565
UPPER	1286	1384	1412	1524	1559
GRADUATE	297	282	288	300	345
<b>TOTAL</b>	<b>10253</b>	<b>10819</b>	<b>11378</b>	<b>12843</b>	<b>13469</b>



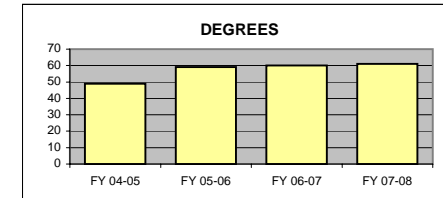
	<u>SPRING 05</u>	<u>SPRING 06</u>	<u>SPRING 07</u>	<u>SPRING 08</u>	<u>SPRING 09</u>
LOWER	7707	7827	8127	9345	9855
UPPER	1363	1551	1402	1555	1686
GRADUATE	294	351	216	321	306
<b>TOTAL</b>	<b>9364</b>	<b>9729</b>	<b>9745</b>	<b>11221</b>	<b>11847</b>



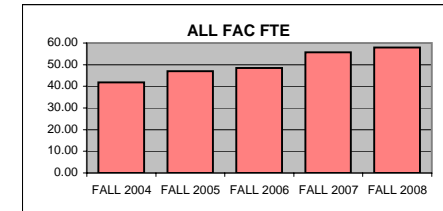
<u>MAJOR ENROLLMENT</u>	<u>FALL 2004</u>	<u>FALL 2005</u>	<u>FALL 2006</u>	<u>FALL 2007</u>	<u>FALL 2008</u>
BA ENGLISH	199	207	192	216	296
MA ENGLISH	46	49	44	51	53
<b>TOTAL</b>	<b>245</b>	<b>256</b>	<b>236</b>	<b>267</b>	<b>349</b>



<u>DEGREES AWARDED</u>	<u>FY 04-05</u>	<u>FY 05-06</u>	<u>FY 06-07</u>	<u>FY 07-08</u>
BA ENGLISH	35	44	37	45
MA ENGLISH	14	15	23	16
<b>TOTAL</b>	<b>49</b>	<b>59</b>	<b>60</b>	<b>61</b>

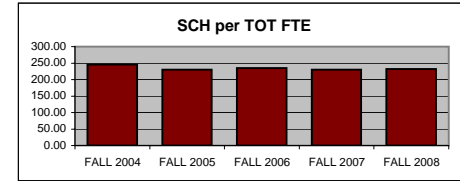


<u>FTE FACULTY</u>	<u>FALL 2004</u>	<u>FALL 2005</u>	<u>FALL 2006</u>	<u>FALL 2007</u>	<u>FALL 2008</u>
FULL-TIME Tenured/Tenure Track	16.50	19.50	15.75	17.25	18.25
FULL-TIME Non-Tenure Track	16.25	18.25	25.00	29.50	30.25
PART-TIME (Adjunct)	9.00	9.25	7.75	9.00	9.50
<b>TOTAL</b>	<b>41.75</b>	<b>47.00</b>	<b>48.50</b>	<b>55.75</b>	<b>58.00</b>



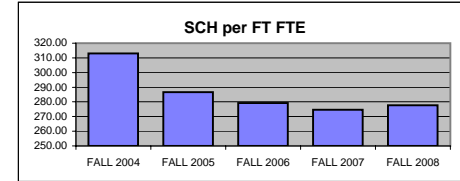
**SCH PER FTE FACULTY (ADJUNCT INCL)**

<u>FALL 2004</u>	<u>FALL 2005</u>	<u>FALL 2006</u>	<u>FALL 2007</u>	<u>FALL 2008</u>
245.58	230.19	234.60	230.37	232.22



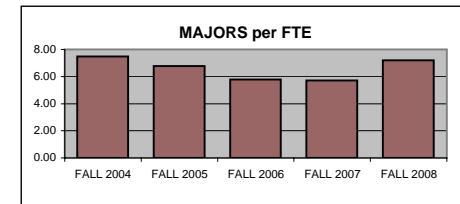
**SCH PER FULL-TIME FTE FACULTY**  
(includes both full-time figures above)

<u>FALL 2004</u>	<u>FALL 2005</u>	<u>FALL 2006</u>	<u>FALL 2007</u>	<u>FALL 2008</u>
313.07	286.60	279.21	274.72	277.71



**MAJORS PER FULL-TIME FTE FACULTY**  
(includes both full-time figures above)

<u>FALL 2004</u>	<u>FALL 2005</u>	<u>FALL 2006</u>	<u>FALL 2007</u>	<u>FALL 2008</u>
7.48	6.78	5.79	5.71	7.20



**BUDGET ALLOCATIONS**

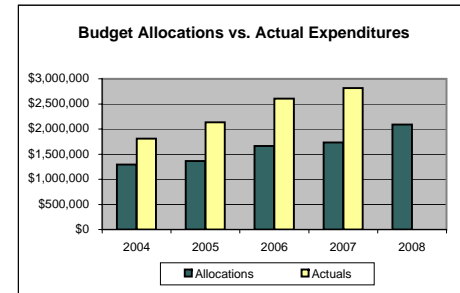
Base budget figures as of 07/01, beginning of each fiscal year.

	<u>7/1/2004</u>	<u>7/1/2005</u>	<u>7/1/2006</u>	<u>7/1/2007</u>	<u>7/1/2008</u>
<b>SALARIES</b>	\$1,280,257	\$1,346,847	\$1,637,780	\$1,706,951	\$2,052,854
<b>OPERATING</b>	\$13,495	\$13,495	\$22,491	\$22,491	\$38,392
<b>TOTAL</b>	\$1,293,752	\$1,360,342	\$1,660,271	\$1,729,442	\$2,091,246

**ACTUAL YEAR END EXPENDITURES**

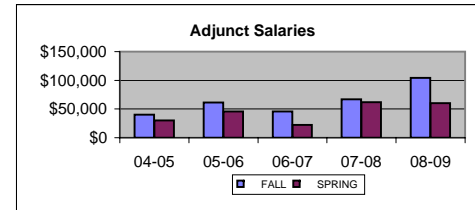
Includes benefits, longevity pay and adjunct salaries for fiscal year.

<u>04-05</u>	<u>05-06</u>	<u>06-07</u>	<u>07-08</u>
\$1,811,848	\$2,132,775	\$2,607,470	\$2,816,760



**ADJUNCT SALARIES**

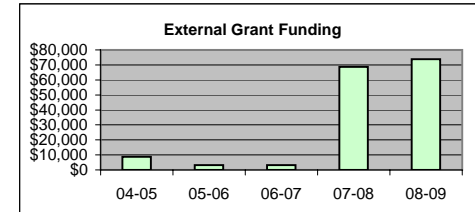
	<u>04-05</u>	<u>05-06</u>	<u>06-07</u>	<u>07-08</u>	<u>08-09</u>
FALL	\$40,010	\$61,396	\$45,655	\$66,916	\$104,000
SPRING	\$30,303	\$45,964	\$22,340	\$62,000	\$60,000



**EXTERNAL GRANT FUNDING**

Grant funding figures are for fiscal year completed just before current Fall semester.

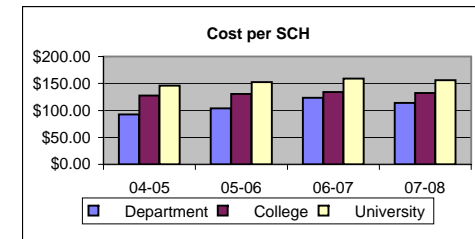
	<u>04-05</u>	<u>05-06</u>	<u>06-07</u>	<u>07-08</u>	<u>08-09</u>
	\$8,700	\$3,200	\$3,200	\$68,600	\$73,753



**COST PER SCH (Fall & Spring)**

Actual Expenditures/(Fall SCH + Spring SCH)

	<u>04-05</u>	<u>05-06</u>	<u>06-07</u>	<u>07-08</u>
Department	\$92.36	\$103.79	\$123.44	\$114.09
College	\$127.37	\$130.60	\$133.94	\$132.09
University	\$145.95	\$152.71	\$159.26	\$156.16



**SCHOLARLY WORKS (T/TT ONLY)**

	<u>Cal Yr 2007</u>	<u>Cal Yr 2008</u>
Paper Presentations	19	21
Journal Articles	39	16
Books Authored	2	0
Books Edited	3	1
Juried Shows, Performances	23	14
All Scholarly Works Total	86	52

**SCHOLARSHIP PER FAC FTE (T/TT ONLY)**

	<u>Cal Yr 2007</u>	<u>Cal Yr 2008</u>
Department	4.99	2.85
College	3.90	3.40
University	3.58	3.20