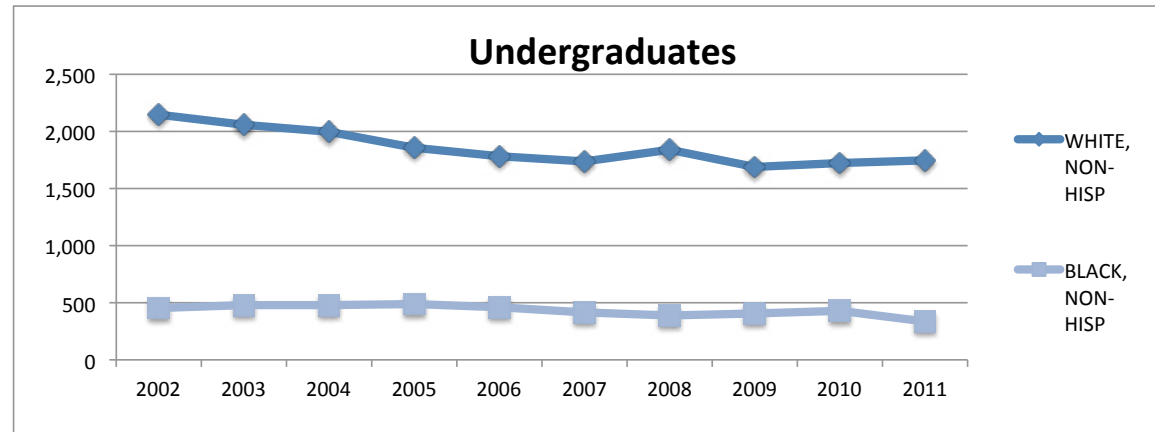


**STUDENT DEMOGRAPHICS  
ETHNICITY  
SUMMER 2002 - SUMMER 2011**

SUM 2002 SUM 2003 SUM 2004 SUM 2005 SUM 2006 SUM 2007 SUM 2008 SUM 2009 SUM 2010 SUM 2011

**UNDERGRADUATES**

|                                  |              |              |              |              |              |              |              |              |              |              |
|----------------------------------|--------------|--------------|--------------|--------------|--------------|--------------|--------------|--------------|--------------|--------------|
| WHITE, NON-HISP                  | 2,147        | 2,058        | 1,997        | 1,857        | 1,783        | 1,738        | 1,840        | 1,689        | 1,724        | 1,747        |
| AMERICAN INDIAN, NON-HISP        | 5            | 11           | 9            | 6            | 6            | 8            | 5            | 9            | 13           | 6            |
| BLACK, NON-HISP                  | 454          | 479          | 479          | 488          | 461          | 415          | 388          | 406          | 429          | 336          |
| ASIAN/PACIFIC ISLANDER, NON-HISP | 111          | 85           | 68           | 72           | 80           | 66           | 85           | 73           | 95           | 67           |
| HISPANIC                         | 29           | 22           | 27           | 30           | 33           | 37           | 40           | 40           | 40           | 57           |
| MULTIRACIAL, NON-HISP            |              |              |              |              |              |              |              |              |              | 53           |
| UNKNOWN                          | 0            | 0            | 0            | 0            | 0            | 0            | 0            | 9            | 61           | 272          |
| <b>TOTAL</b>                     | <b>2,746</b> | <b>2,655</b> | <b>2,580</b> | <b>2,453</b> | <b>2,363</b> | <b>2,264</b> | <b>2,358</b> | <b>2,226</b> | <b>2,362</b> | <b>2,538</b> |

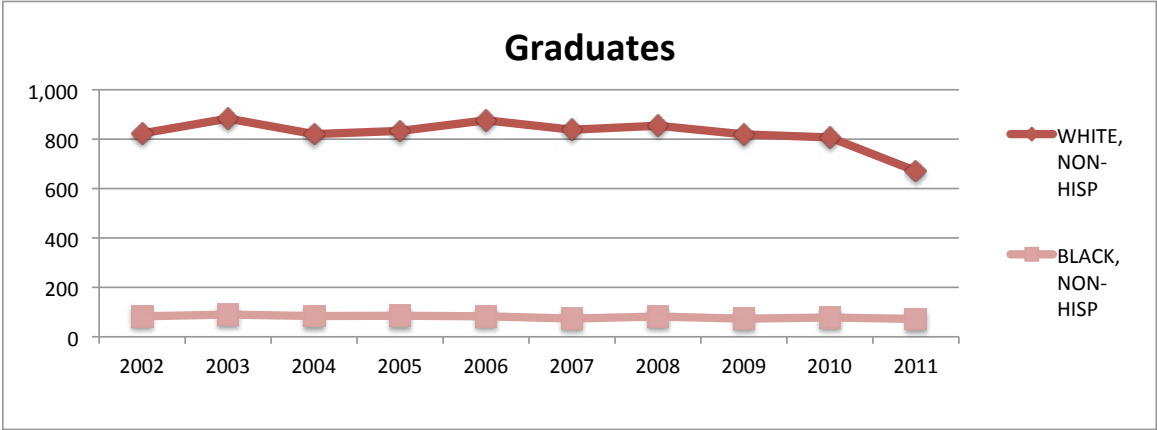


THE UNIVERSITY OF TENNESSEE AT CHATTANOOGA

|  | SUM 2002 | SUM 2003 | SUM 2004 | SUM 2005 | SUM 2006 | SUM 2007 | SUM 2008 | SUM 2009 | SUM 2010 | SUM 2011 |
|--|----------|----------|----------|----------|----------|----------|----------|----------|----------|----------|
|--|----------|----------|----------|----------|----------|----------|----------|----------|----------|----------|

**GRADUATES**

|                                  |            |              |            |            |              |            |            |            |            |            |
|----------------------------------|------------|--------------|------------|------------|--------------|------------|------------|------------|------------|------------|
| WHITE, NON-HISP                  | 823        | 883          | 820        | 833        | 876          | 838        | 854        | 819        | 807        | 671        |
| AMERICAN INDIAN, NON-HISP        | 3          | 3            | 2          | 6          | 8            | 3          | 6          | 4          | 3          | 3          |
| BLACK, NON-HISP                  | 83         | 90           | 84         | 85         | 83           | 74         | 82         | 73         | 78         | 72         |
| ASIAN/PACIFIC ISLANDER, NON-HISP | 37         | 36           | 29         | 20         | 26           | 25         | 40         | 32         | 38         | 20         |
| HISPANIC                         | 15         | 17           | 18         | 17         | 14           | 11         | 17         | 18         | 20         | 22         |
| MULTIRACIAL, NON-HISP            |            |              |            |            |              |            |            |            |            | 13         |
| UNKNOWN                          | 0          | 0            | 0          | 0          | 0            | 0          | 0          | 0          | 4          | 143        |
| <b>TOTAL</b>                     | <b>961</b> | <b>1,029</b> | <b>953</b> | <b>961</b> | <b>1,007</b> | <b>951</b> | <b>999</b> | <b>946</b> | <b>950</b> | <b>944</b> |

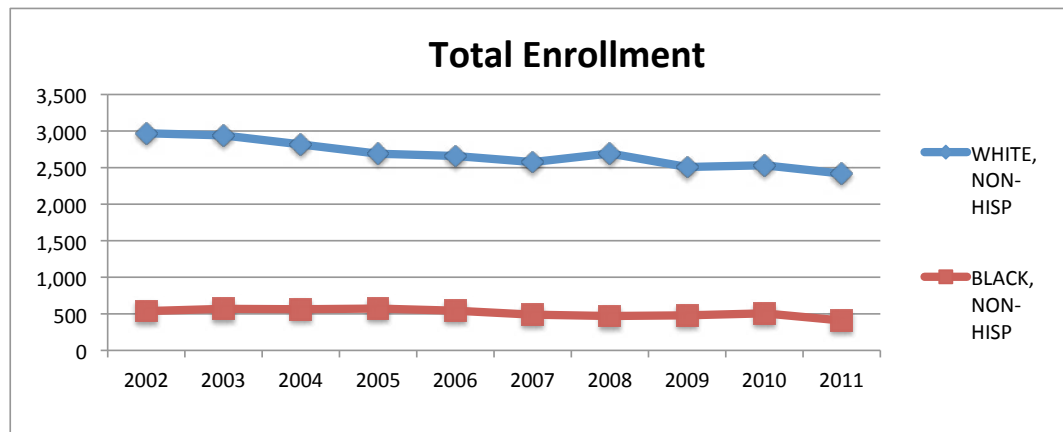


THE UNIVERSITY OF TENNESSEE AT CHATTANOOGA

|  | SUM 2002 | SUM 2003 | SUM 2004 | SUM 2005 | SUM 2006 | SUM 2007 | SUM 2008 | SUM 2009 | SUM 2010 | SUM 2011 |
|--|----------|----------|----------|----------|----------|----------|----------|----------|----------|----------|
|--|----------|----------|----------|----------|----------|----------|----------|----------|----------|----------|

**TOTAL UNIVERSITY**

|                                  |              |              |              |              |              |              |              |              |              |              |
|----------------------------------|--------------|--------------|--------------|--------------|--------------|--------------|--------------|--------------|--------------|--------------|
| WHITE, NON-HISP                  | 2,970        | 2,941        | 2,817        | 2,690        | 2,659        | 2,576        | 2,694        | 2,508        | 2,531        | 2,418        |
| AMERICAN INDIAN, NON-HISP        | 8            | 14           | 11           | 12           | 14           | 11           | 11           | 13           | 16           | 9            |
| BLACK, NON-HISP                  | 537          | 569          | 563          | 573          | 544          | 489          | 470          | 479          | 507          | 408          |
| ASIAN/PACIFIC ISLANDER, NON-HISP | 148          | 121          | 97           | 92           | 106          | 91           | 125          | 105          | 133          | 87           |
| HISPANIC                         | 44           | 39           | 45           | 47           | 47           | 48           | 57           | 58           | 60           | 79           |
| MULTIRACIAL, NON-HISP            | N/A          | N/A          | N/A          | N/A          | N/A          | N/A          | N/A          | N/A          | N/A          | 66           |
| UNKNOWN                          | 0            | 0            | 0            | 0            | 0            | 0            | 0            | 9            | 65           | 415          |
| <b>TOTAL</b>                     | <b>3,707</b> | <b>3,684</b> | <b>3,533</b> | <b>3,414</b> | <b>3,370</b> | <b>3,215</b> | <b>3,357</b> | <b>3,172</b> | <b>3,312</b> | <b>3,482</b> |



[Office of Planning, Evaluation & Institutional Research](#)