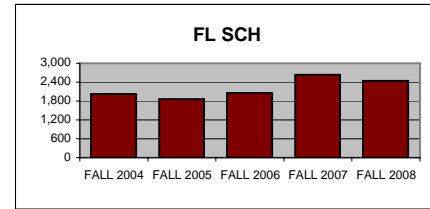


## UTC DEPARTMENT PROFILE: Art

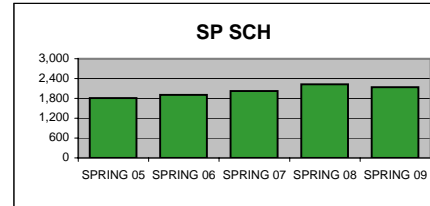
### STUDENT CREDIT HOUR PRODUCTION

	<u>FALL 2004</u>	<u>FALL 2005</u>	<u>FALL 2006</u>	<u>FALL 2007</u>	<u>FALL 2008</u>
LOWER	1,371	1,216	1,386	1,875	1,653
UPPER	653	649	653	762	786
GRADUATE	0	0	15	0	0
<b>TOTAL</b>	<b>2,024</b>	<b>1,865</b>	<b>2,054</b>	<b>2,637</b>	<b>2,439</b>



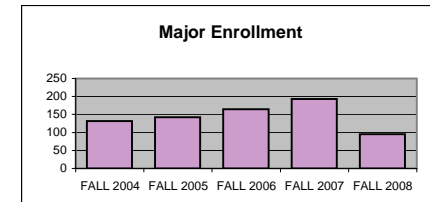
### SPRING 05   SPRING 06   SPRING 07   SPRING 08   SPRING 09

LOWER	1,116	1,248	1,299	1,581	1,329
UPPER	684	653	721	648	814
GRADUATE	6	3	3	0	0
<b>TOTAL</b>	<b>1,806</b>	<b>1,904</b>	<b>2,023</b>	<b>2,229</b>	<b>2,143</b>



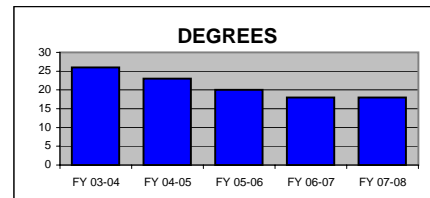
### MAJOR ENROLLMENT

	<u>FALL 2004</u>	<u>FALL 2005</u>	<u>FALL 2006</u>	<u>FALL 2007</u>	<u>FALL 2008</u>
PRE-ART		15	35	90	15
BA ART	21	23	18	18	18
BFA ART	94	87	94	67	51
BS ART EDUCATION	17	17	18	18	11
<b>TOTAL</b>	<b>132</b>	<b>142</b>	<b>165</b>	<b>193</b>	<b>95</b>



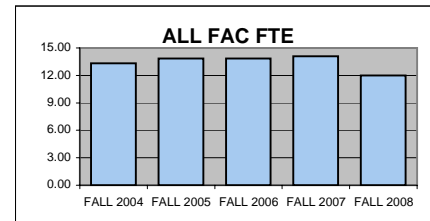
### DEGREES AWARDED

	<u>FY 03-04</u>	<u>FY 04-05</u>	<u>FY 05-06</u>	<u>FY 06-07</u>	<u>FY 07-08</u>
BA ART	2	0	1	1	3
BFA ART	20	21	14	16	13
BS ART EDUCATION	4	2	5	1	2
<b>TOTAL</b>	<b>26</b>	<b>23</b>	<b>20</b>	<b>18</b>	<b>18</b>

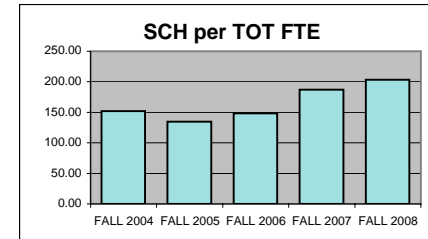


### FTE FACULTY

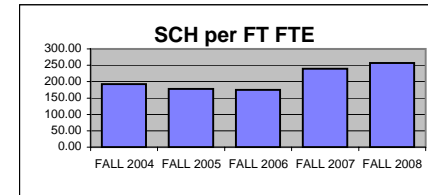
	<u>FALL 2004</u>	<u>FALL 2005</u>	<u>FALL 2006</u>	<u>FALL 2007</u>	<u>FALL 2008</u>
FULL-TIME Tenured/Tenure Track	8.50	8.50	7.75	7.50	7.50
FULL-TIME Non-Tenure Track	2.00	2.00	4.00	3.50	2.00
PART-TIME (Adjunct)	2.83	3.33	2.08	3.08	2.50
<b>TOTAL</b>	<b>13.33</b>	<b>13.83</b>	<b>13.83</b>	<b>14.08</b>	<b>12.00</b>



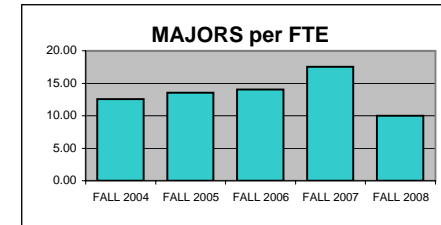
<u>SCH PER FTE FACULTY (ADJUNCT INCL)</u>	<u>FALL 2004</u>	<u>FALL 2005</u>	<u>FALL 2006</u>	<u>FALL 2007</u>	<u>FALL 2008</u>
	151.84	134.85	148.52	187.29	203.25



<u>SCH PER FULL-TIME FTE FACULTY</u> (includes both full-time figures above)	<u>FALL 2004</u>	<u>FALL 2005</u>	<u>FALL 2006</u>	<u>FALL 2007</u>	<u>FALL 2008</u>
	192.76	177.62	174.81	239.73	256.74



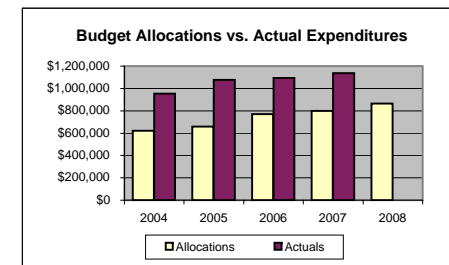
<u>MAJORS PER FULL-TIME FTE FACULTY</u> (includes both full-time figures above)	<u>FALL 2004</u>	<u>FALL 2005</u>	<u>FALL 2006</u>	<u>FALL 2007</u>	<u>FALL 2008</u>
	12.57	13.52	14.04	17.55	10.00



<u>BUDGET ALLOCATIONS</u>	<u>7/1/04</u>	<u>7/1/05</u>	<u>7/1/06</u>	<u>7/1/2007</u>	<u>7/1/2008</u>
Base budget figures as of 07/01, beginning of each fiscal year.					
<b>SALARIES</b>	\$580,037	\$617,543	\$720,903	\$750,292	\$813,208
<b>OPERATING</b>	\$40,041	\$40,041	\$48,436	\$48,436	\$52,389
<b>TOTAL</b>	\$620,078	\$657,584	\$769,339	\$798,728	\$865,597

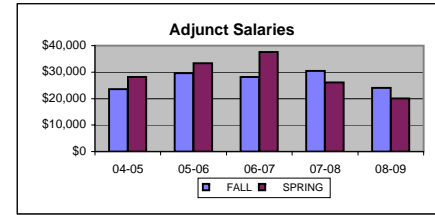
<u>ACTUAL YEAR END EXPENDITURES</u>	<u>04-05</u>	<u>05-06</u>	<u>06-07</u>	<u>07-08</u>
	\$953,933	\$1,077,679	\$1,093,747	\$1,135,779

Includes all benefits, longevity pay and adjunct salaries for the fiscal year.



**ADJUNCT SALARIES**

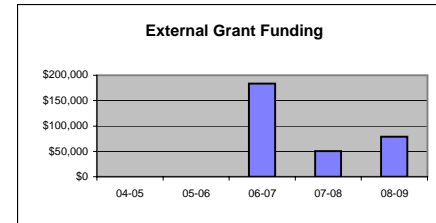
	<u>04-05</u>	<u>05-06</u>	<u>06-07</u>	<u>07-08</u>	<u>08-09</u>
FALL	\$23,570	\$29,624	\$28,149	\$30,512	\$24,100
SPRING	\$28,122	\$33,310	\$37,621	\$26,100	\$20,100



**EXTERNAL GRANT FUNDING**

	<u>04-05</u>	<u>05-06</u>	<u>06-07</u>	<u>07-08</u>	<u>08-09</u>
	\$0	\$0	\$183,660	\$50,402	\$79,136

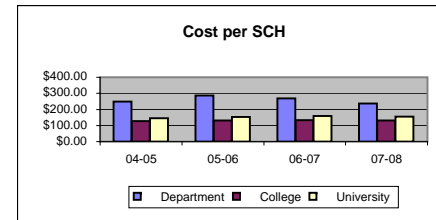
Grant funding figures are for fiscal year completed just before current Fall semester.



**DEPT COST PER SCH**

Actual Expenditures/(Fall SCH + Spring SCH)

	<u>04-05</u>	<u>05-06</u>	<u>06-07</u>	<u>07-08</u>
Department	\$249.07	\$285.93	\$268.27	\$237.61
College	\$127.37	\$130.60	\$133.94	\$132.09
University	\$145.95	\$152.71	\$159.26	\$156.16



**SCHOLARLY WORKS (T/TT ONLY)**

	<u>Cal Yr 2007</u>	<u>Cal Yr 2008</u>
Paper Presentations	2	10
Journal Articles	0	3
Books Authored	0	0
Books Edited	0	0
Juried Shows, Performances	9	14
All Scholarly Works Total	11	27

**SCHOLARSHIP PER FAC FTE (T/TT ONLY)**

	<u>Cal Yr 2007</u>	<u>Cal Yr 2008</u>
Department	1.47	3.60
College	3.90	3.40
University	3.58	3.20