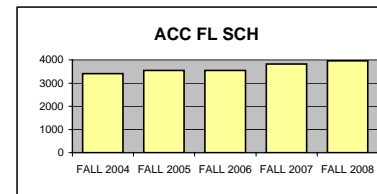
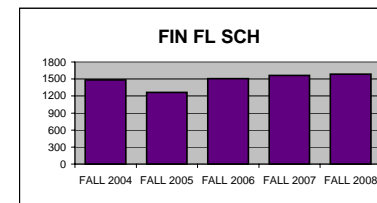


## UTC DEPARTMENT PROFILE: Accounting & Finance

<u>STUDENT CREDIT HOUR PRODUCTION</u>	<u>FALL 2004</u>	<u>FALL 2005</u>	<u>FALL 2006</u>	<u>FALL 2007</u>	<u>FALL 2008</u>
ACCOUNTING LOWER	1278	1398	1353	1338	1446
ACCOUNTING UPPER	1758	1739	1833	2108	2098
ACCOUNTING GRADUATE	372	402	363	381	408
ACCOUNTING TOTAL	3408	3539	3549	3827	3952



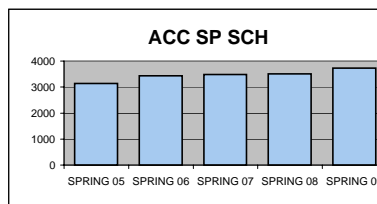
FINANCE LOWER	0	0	0	0	0
FINANCE UPPER	1287	1029	1188	1382	1338
FINANCE GRADUATE	198	237	321	181	245
FINANCE TOTAL	1485	1266	1509	1563	1583



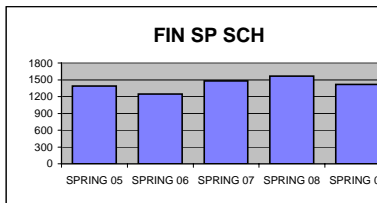
**GRAND TOTAL** 4893 4805 5058 5390 5535

\* - The Department of Accounting and Finance was split into the Department of Accounting and the Department of Finance on July 1, 2007. Separate figures are shown here for comparison, but before Fall 2007, they were not broken separated in practice.

	<u>SPRING 05</u>	<u>SPRING 06</u>	<u>SPRING 07</u>	<u>SPRING 08</u>	<u>SPRING 09</u>
ACCOUNTING LOWER	1209	1332	1297	1407	1524
ACCOUNTING UPPER	1683	1799	1944	1917	1941
ACCOUNTING GRADUATE	252	303	237	189	267
ACCOUNTING TOTAL	3144	3434	3478	3513	3732



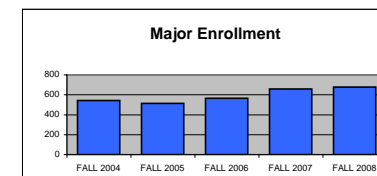
FINANCE LOWER	0	0	0	0	0
FINANCE UPPER	1062	1026	1164	1248	1122
FINANCE GRADUATE	327	222	318	318	297
FINANCE TOTAL	1389	1248	1482	1566	1419



\* - The Department of Accounting and Finance was split into the Department of Accounting and the Department of Finance on July 1, 2007. Separate figures are shown here for comparison, but before Fall 2007, they were not broken separated in practice.

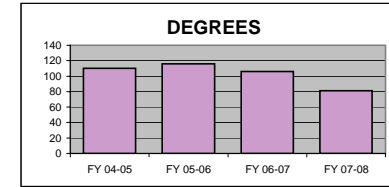
**GRAND TOTAL** 4533 4682 4960 5079 5151

<u>MAJOR ENROLLMENT</u>	<u>FALL 2004</u>	<u>FALL 2005</u>	<u>FALL 2006</u>	<u>FALL 2007</u>	<u>FALL 2008</u>
BS BUS ADM: ACCOUNTING	307	285	324	370	382
BS BUS ADM: FINANCE	218	196	210	264	266
MBA: FINANCE**	**	**	1	**	**
MACC ACCOUNTANCY	19	34	32	26	30
<b>TOTAL</b>	<b>544</b>	<b>515</b>	<b>567</b>	<b>660</b>	<b>678</b>

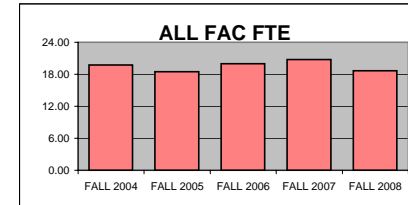


\*\* - MBA majors no longer associated with a department, all figures are contained in Management. New enrollment suspended in 2000-01 academic year.

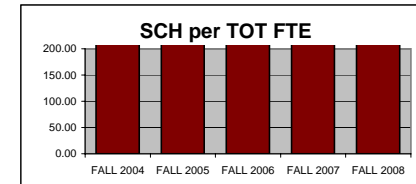
<u>DEGREES AWARDED</u>	<u>FY 04-05</u>	<u>FY 05-06</u>	<u>FY 06-07</u>	<u>FY 07-08</u>
BS BUS ADM: ACCOUNTING	36	56	56	38
BS BUS ADM: FINANCE	65	53	42	36
MACC ACCOUNTANCY	9	7	8	7
<b>TOTAL</b>	<b>110</b>	<b>116</b>	<b>106</b>	<b>81</b>



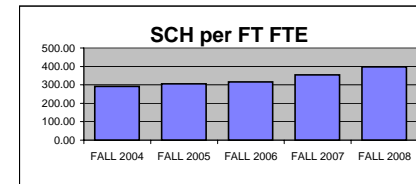
<u>FTE FACULTY</u>	<u>FALL 2004</u>	<u>FALL 2005</u>	<u>FALL 2006</u>	<u>FALL 2007</u>	<u>FALL 2008</u>
FULL-TIME Tenured/Tenure Track	14.25	13.25	14.25	13.50	12.92
FULL-TIME Non-Tenure Track	2.50	2.50	1.75	1.75	1.00
PART-TIME (Adjunct)	3.00	2.75	4.00	5.50	4.75
<b>TOTAL</b>	<b>19.75</b>	<b>18.50</b>	<b>20.00</b>	<b>20.75</b>	<b>18.67</b>



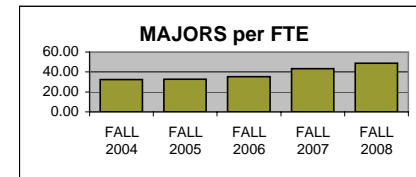
<u>SCH PER FTE FACULTY (ADJUNCT INCL)</u>	<u>FALL 2004</u>	<u>FALL 2005</u>	<u>FALL 2006</u>	<u>FALL 2007</u>	<u>FALL 2008</u>
	247.75	259.73	252.90	259.76	296.46



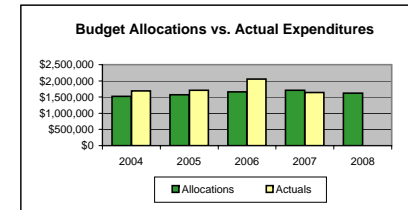
<u>SCH PER FULL-TIME FTE FACULTY</u> (includes both full-time figures above)	<u>FALL 2004</u>	<u>FALL 2005</u>	<u>FALL 2006</u>	<u>FALL 2007</u>	<u>FALL 2008</u>
	292.12	305.08	316.13	353.44	397.63



<u>MAJORS PER FULL-TIME FTE FACULTY</u> (includes both full-time figures above)	<u>FALL 2004</u>	<u>FALL 2005</u>	<u>FALL 2006</u>	<u>FALL 2007</u>	<u>FALL 2008</u>
	32.48	32.70	35.44	43.28	48.71



<b>BUDGET ALLOCATIONS</b>	<b>7/1/2004</b>	<b>7/1/2005</b>	<b>7/1/2006</b>	<b>7/1/2007</b>	<b>7/1/2008</b>
(Base budget figures as of 07/01, beginning of each fiscal year.)					
<b>SALARIES</b>	\$1,503,851	\$1,558,201	\$1,639,770	\$1,691,110	\$1,600,508
<b>OPERATING</b>	\$13,275	\$13,275	\$19,303	\$19,303	\$19,303
<b>TOTAL</b>	\$1,517,126	\$1,571,476	\$1,659,073	\$1,710,413	\$1,619,811

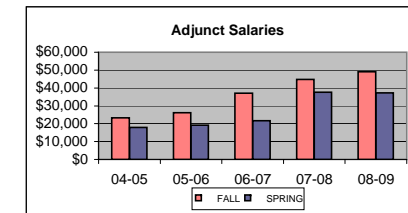


<b>ACTUAL YEAR END EXPENDITURES</b>	<b>04-05</b>	<b>05-06</b>	<b>06-07</b>	<b>07-08</b>	<b>08-09</b>
	\$1,688,041	\$1,709,476	\$2,059,429	\$1,644,338	

(Includes benefits, longevity pay and adjunct salaries for fiscal year.)

\* - The Department of Accounting and Finance was split into the Department of Accounting and the Department of Finance on July 1, 2007. Since budget data for the separate departments is not currently available, a single profile is presented for the two departments.

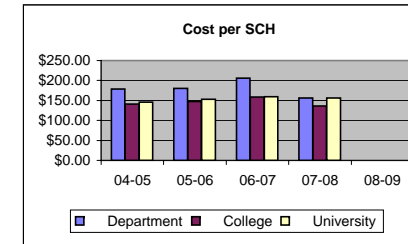
<b>ADJUNCT SALARIES</b>	<b>04-05</b>	<b>05-06</b>	<b>06-07</b>	<b>07-08</b>	<b>08-09</b>
<b>FALL</b>	\$23,300	\$26,200	\$37,100	\$44,800	\$49,100
<b>SPRING</b>	\$18,000	\$19,100	\$21,600	\$37,700	\$37,300



<b>EXTERNAL GRANT FUNDING</b>	<b>04-05</b>	<b>05-06</b>	<b>06-07</b>	<b>07-08</b>	<b>08-09</b>
	\$0	\$0	\$0	\$0	\$3,800

(Grant funding figures are for fiscal year completed just before current Fall semester.)

<b>DEPT COST PER SCH</b>	<b>04-05</b>	<b>05-06</b>	<b>06-07</b>	<b>07-08</b>	<b>08-09</b>
(Tot Budg + Adjunct Pay)/(Fall SCH + Spring SCH)					
<b>Department</b>	\$179.08	\$180.19	\$205.57	\$155.99	
<b>College</b>	\$140.96	\$147.41	\$159.05	\$136.12	
<b>University</b>	\$145.95	\$152.71	\$159.26	\$156.16	



<b>SCHOLARLY WORKS (T/TT ONLY)</b>	<b>Cal Yr 2007</b>	<b>Cal Yr 2008</b>
<b>Paper Presentations</b>	1	4
<b>Journal Articles</b>	13	11
<b>Books Authored</b>	0	0
<b>Books Edited</b>	0	0
<b>Juried Shows, Performances</b>	14	0
<b>All Scholarly Works Total</b>	29	15

<b>SCHOLARSHIP PER FAC FTE (T/TT ONLY)</b>	<b>Cal Yr 2007</b>	<b>Cal Yr 2008</b>
<b>Department</b>	1.04	1.16
<b>College</b>	1.63	2.37
<b>University</b>	3.58	3.20